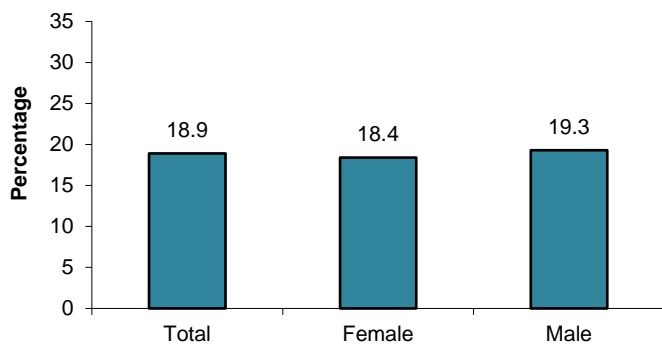


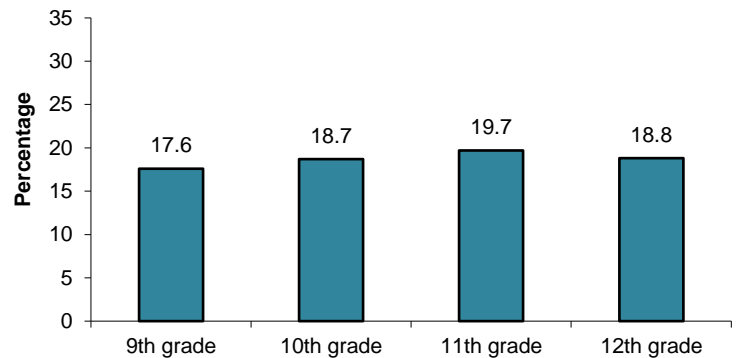
SURVEILLANCE UPDATE

High School Age Drinking and Driving - Passenger: 2013 N.C. Youth Risk Behavior Survey (YRBS)

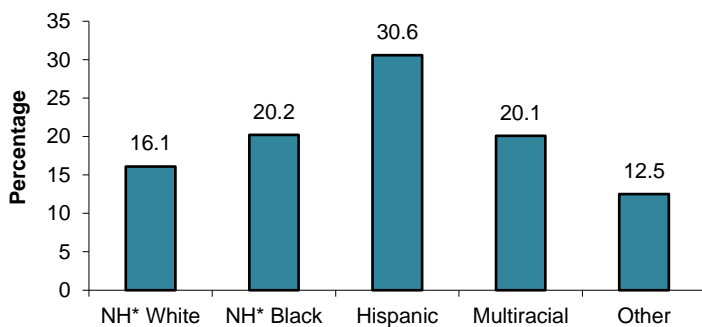
Percentage of N.C. high school students who rode in a vehicle driven by someone who had been drinking, by gender: N.C. YRBS 2013



Percentage of N.C. high school students who rode in a vehicle driven by someone who had been drinking, by grade level: N.C. YRBS 2013

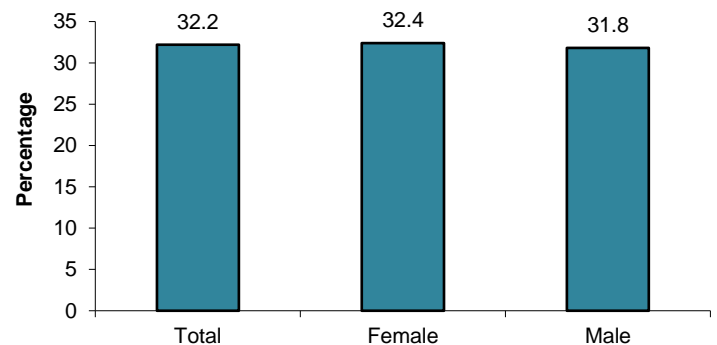


Percentage of N.C. high school students who rode in a vehicle driven by someone who had been drinking, by race/ethnicity: N.C. YRBS 2013



*NH=Non-Hispanic

Percentage of N.C. high school students who had at least one alcoholic drink in the past 30 days, by gender: N.C. YRBS 2013



The N.C. Youth Risk Behavior Survey (N.C. YRBS) provides a critical source of public health data for understanding the scope of injury-related problems and measuring progress toward overall goals among public school students. N.C. YRBS is a comprehensive statewide sample of middle and high school students from across the state. Every other spring in odd years, a core set of injury-related questions are asked along with other health and risk-factor questions on such topics as alcohol use, seat belt use, and physical assault. The sampling scheme is intended to generate a statewide representative sample of weighted data; in 2013, 1,846 high school students completed the survey and 1,410 middle school students completed the survey. Increasing school district participation and data utilization are two keys for future success of the YRBS. See the N.C. Healthy Schools website for more information: www.nchealthyschools.org.