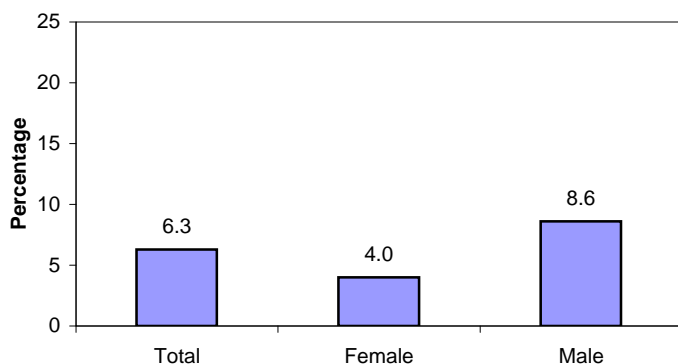


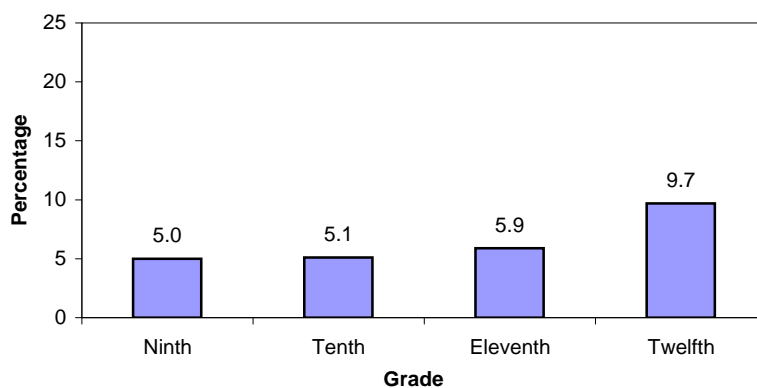
SURVEILLANCE UPDATE

High School Drinking and Driving - Driver: 2011 N.C. Youth Risk Behavior Survey (YRBS)

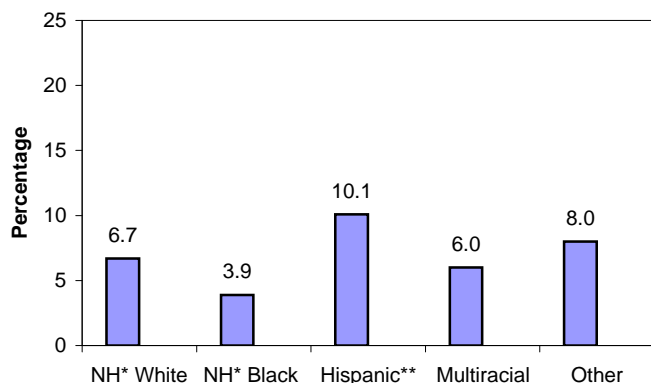
Percentage of N.C. high school students who drove a vehicle one or more times when they had been drinking alcohol, by gender: N.C. YRBS 2011



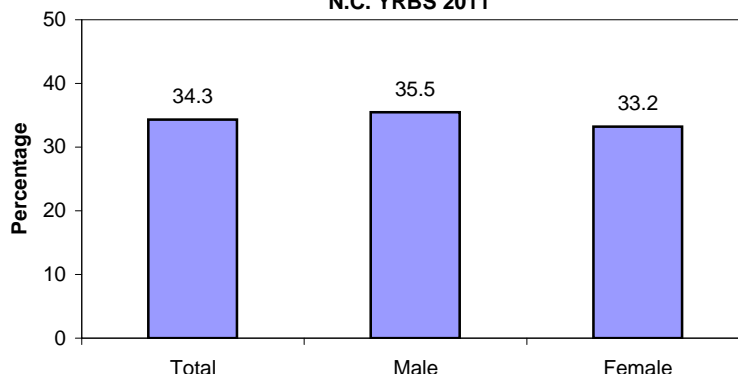
Percentage of N.C. high school students who drove a vehicle one or more times when they had been drinking alcohol by grade level: N.C. YRBS 2011



Percentage of N.C. high school students who drove a vehicle one or more times when they had been drinking alcohol: N.C. YRBS 2011



Percentage of N.C. high school students who had one or more drinks of alcohol, by gender: N.C. YRBS 2011



Weighted to provide estimates representative of the public high school student population; students who reported having driven a car or other vehicle one or more times during the past 30 days when they had been drinking alcohol. Specific data on 95 percent confidence intervals and regional definitions is at the N.C. YRBS website: www.nchealthyschools.org/data/yrebs.

*NH = Non-Hispanic. **Caution when interpreting. Results based on small sample size.

The N.C. Youth Risk Behavior Survey (N.C. YRBS) provides a critical source of public health data for understanding the scope of injury-related problems and measuring progress toward overall goals among public school students. N.C. YRBS is a comprehensive statewide sample of 2,000 middle and 2,300 high school students from across the state. Every other spring in odd years, a core set of injury-related questions are asked along with other health and risk-factor questions. Risk-factor variables include information such as alcohol use, seat belt use and physical assault. The sampling scheme is intended to generate a statewide representative sample of weighted data. Increasing school district participation and data utilization are two keys for future success. See the N.C. Healthy Schools website for more information: www.nchealthyschools.org.

