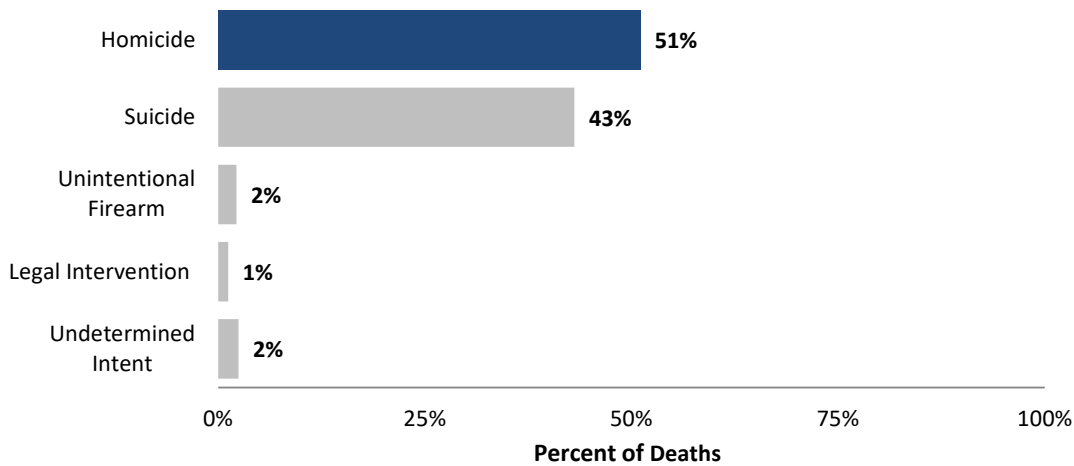


NC Violent Death Reporting System

YOUTH HOMICIDE IN NORTH CAROLINA: 2011-2020

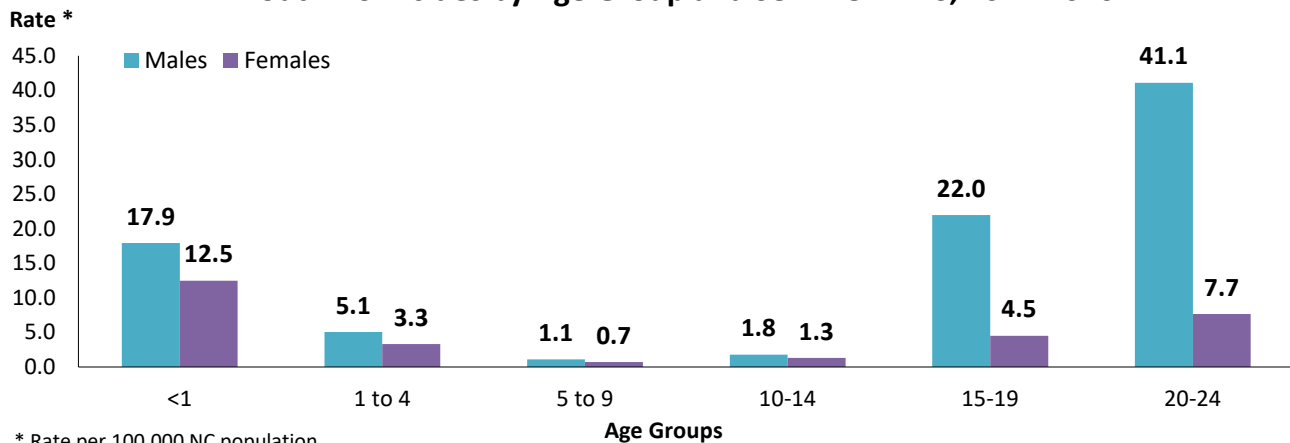
The North Carolina Violent Death Reporting System (NC-VDRS) is a CDC-funded statewide surveillance system that collects detailed information on violent deaths that occur in North Carolina including: homicide, suicide, unintentional firearm deaths, legal intervention, and deaths of undetermined intent. NC-VDRS triangulates information from death certificates, medical examiner reports, and law enforcement reports to understand and aid in the prevention of violent deaths. For more information, please visit <https://www.injuryfreenc.ncdhhs.gov/About/ncVDRS.htm>.

Manner of Death among Youth (Ages 0-24): NC-VDRS, 2011-2020



• Of the 6,267 violent deaths in North Carolina among youth aged 0-24, there were 3,200 homicides (51.1%).

Youth Homicides by Age Group and Sex: NC-VDRS, 2011-2020

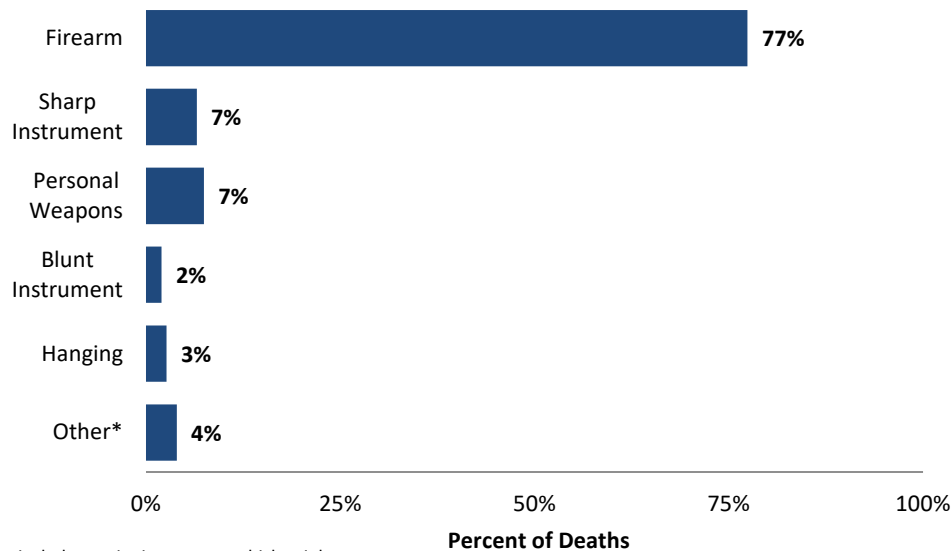


* Rate per 100,000 NC population

• For every age group, there were more youth homicides among males than females. Homicides among males and females both peaked among those aged 20-24, with a rate of 41.1 and 7.7 per 100,000 respectively. The rate of homicides was approximately 3.9 times greater for males than females overall, and the rate for 15- to 24 year-olds was 5.2 times greater for males than females.

• Youth homicide patterns differed by race. Although non-Hispanic (NH) whites composed more than half (56.0%) of the total population, they accounted for 20.3% of youth homicides, while NH Black homicide victims accounted for 25.0% of the total population but, 66.7% of youth homicides. The rate of homicides for NH Blacks victims was 26.1 per 100,000 population, compared to a rate of 22.8, 6.1, and 3.5 per 100,000 population for NH American Indians, Hispanics, and NH whites respectively.

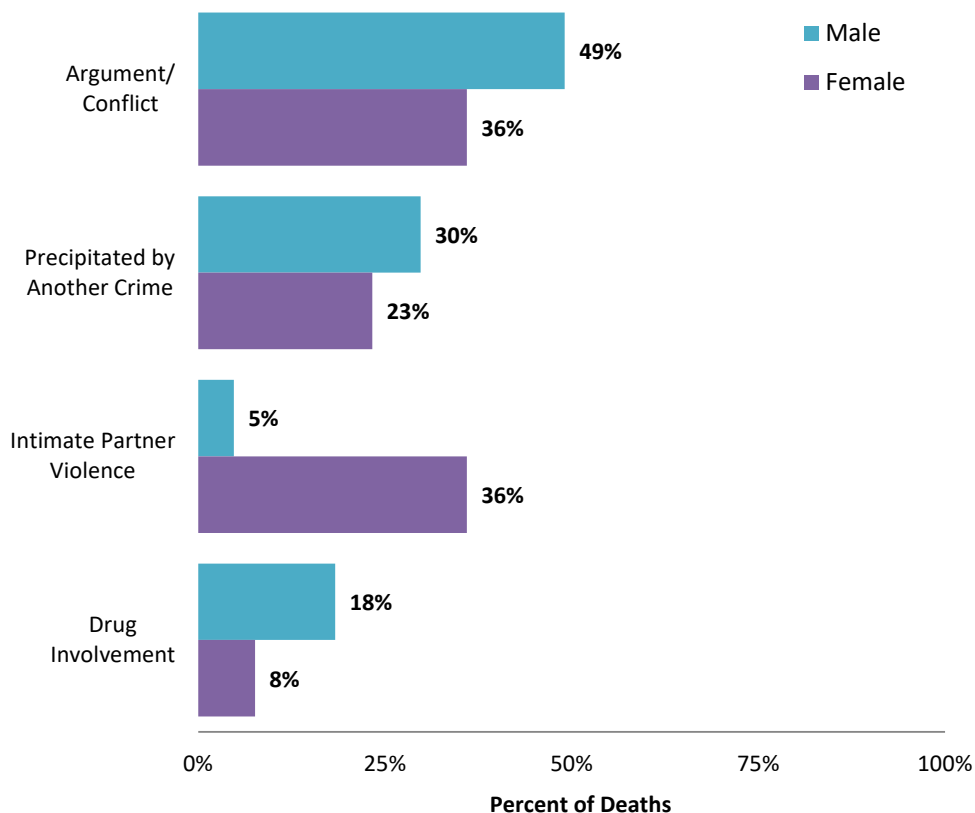
Method of Youth Homicide: NC-VDRS, 2011-2020



*Other includes poisoning, motor vehicle, violent shaking, drowning, fire/burns, intentional neglect, unknown method, and other causes of death.

- Firearms were used in 77.4% of youth homicides, while sharp instruments were used in 6.5% of all homicides.
- Personal weapons (fists, feet, and hands) were used in 7.4% of youth homicides. Of the remaining methods used in homicides (15%), each method was used in 4.0% of homicides or less.

Circumstances of Homicides: NC-VDRS, 2011-2020



* 89.8% of cases had circumstance information. Thirty-three females and 295 males were missing circumstance information.

- Argument, abuse or conflict unrelated to intimate partner violence (IPV) was noted as a contributing factor in 46.4% of youth homicides with reported circumstances.
- Of youth homicides, 28.5% were precipitated by another crime, such as robbery, burglary or drug trafficking.
- IPV was indicated as a contributing factor in 11.2% of homicides overall, 4.8% of male homicides, and 36.0% of female homicides.
- Drug involvement was identified as a contributing factor in 16.1% of all youth homicides, 18.3% of male youth homicides and 7.6% of female youth homicides.

The North Carolina Violent Death Reporting System is supported by Cooperative Agreement 5 NU17CE924955-02-00 from the Centers for Disease Control and Prevention (CDC).

NC Division of Public Health / www.publichealth.nc.gov / Injury Epidemiology & Surveillance Unit/ 919-707-5425

NC Violent Death Reporting System / 919-707-5432


State of North Carolina / Department of Health and Human Services / www.ncdhhs.gov

NC DHHS is an equal opportunity employer and provider.

2020 FINAL DATA 6/20/2022

Please see the NC-VDRS 2020 Annual Report for additional data and technical information:

<https://www.injuryfreenc.ncdhhs.gov/DataSurveillance/ViolentDeathData.htm>



NC DEPARTMENT OF
**HEALTH AND
HUMAN SERVICES**
Division of Public Health

NORTH CAROLINA VIOLENT DEATH
NC VDRS
REPORTING SYSTEM