

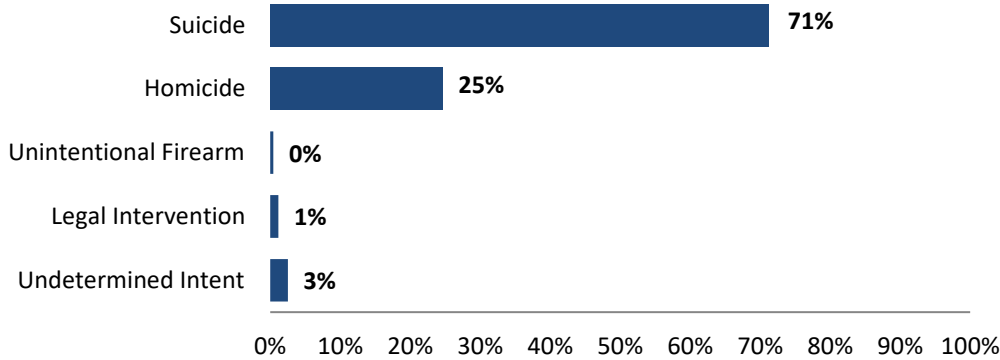
NC Violent Death Reporting System

VIOLENT DEATH IN NORTH CAROLINA: WAKE COUNTY INCIDENTS, 2012-2021

The North Carolina Violent Death Reporting System (NC-VDRS) is a CDC-funded statewide surveillance system that collects detailed information on violent deaths that occur in North Carolina, including homicide, suicide, unintentional firearm deaths, legal intervention, and deaths of undetermined intent. NC-VDRS triangulates information from death certificates, medical examiner reports, and law enforcement reports to understand and aid in the prevention of violent deaths. Data reported in this document are based on the county where the death occurred rather than county of residence.¹ For more information, please visit <https://www.injuryfreenc.ncdhhs.gov/About/ncVDRS.htm>.

¹The occurrent ratio is used instead of the rate. This statistic is derived from the total number of violent deaths resulting from injuries in a specified geographic region divided by the number of residents in the region.

**Manner of Death: Wake County, NC:
NC-VDRS, 2012-2021***



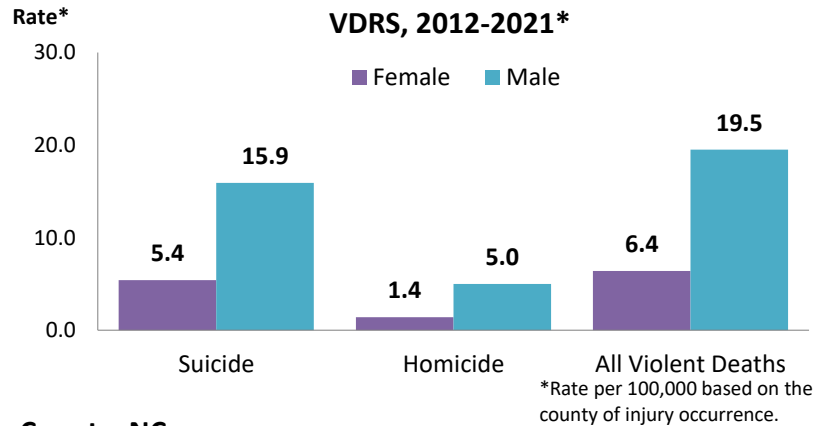
- For the years 2012-2021, there were 1,352 violent deaths from injuries sustained in Wake County. Of these 1,352 deaths, 1,324 were NC residents (97.9%) and 1,217 were Wake County residents (90.0%).

- There were 963 suicides (71.2%), 333 homicides (24.6%), six unintentional firearm deaths (0.4%), 16 deaths from legal intervention (1.2%), and 34 deaths of undetermined intent (2.5%).

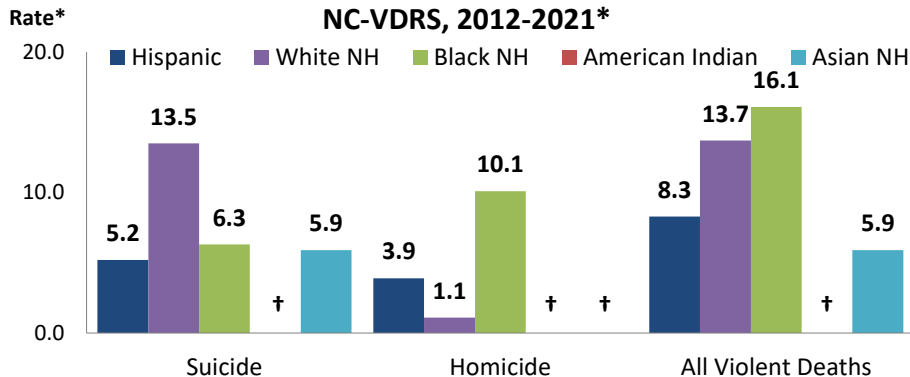
*Based on the county of injury occurrence.

- In Wake County, the suicide ratio was 2.9 times higher in males than in females, and the homicide ratio was 3.6 times higher in males than in females.

Manner of Death by Sex: Wake County, NC: NC-VDRS, 2012-2021*



**Manner of Death by Race/Ethnicity: Wake County, NC:
NC-VDRS, 2012-2021***



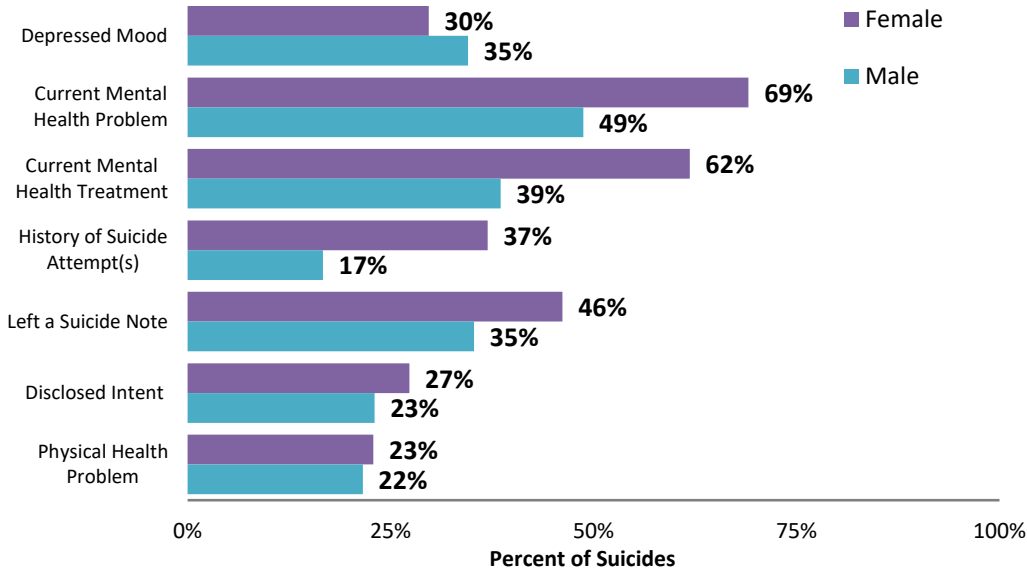
- The suicide rate was highest for non-Hispanic (NH) white victims (13.5 suicides per 100,000 population) followed by NH Black victims (6.3 per 100,000).

- In contrast, the homicide rate was highest among NH Black victims (10.1 per 100,000 population) followed by Hispanic victims (3.9 per 100,000).

*Rate per 100,000 based on the county of injury occurrence. † Rate suppressed, 1-4 deaths. Chart excludes six deaths of unknown or other race/ethnicity.

- Suicides and homicides displayed dissimilar age patterns. Homicide rates peaked among those aged 20-24 with 9.5 homicides per 100,000, while suicide rates peaked among those aged 85 and older with 18.1 suicides per 100,000.
- More than two thirds of homicides (70.6%) and nearly half of suicides (45.1%) involved firearms.
- Suspicion of intoxication was reported in 81.1% of homicides and 79.1% of suicides.
- For homicide incidents where one or more suspects were identified, the relationship of the victim to the suspect was known (current or former spouse/boyfriend/girlfriend, family, friend or acquaintance) more frequently for female (84.2%) than for male (58.8%) victims.

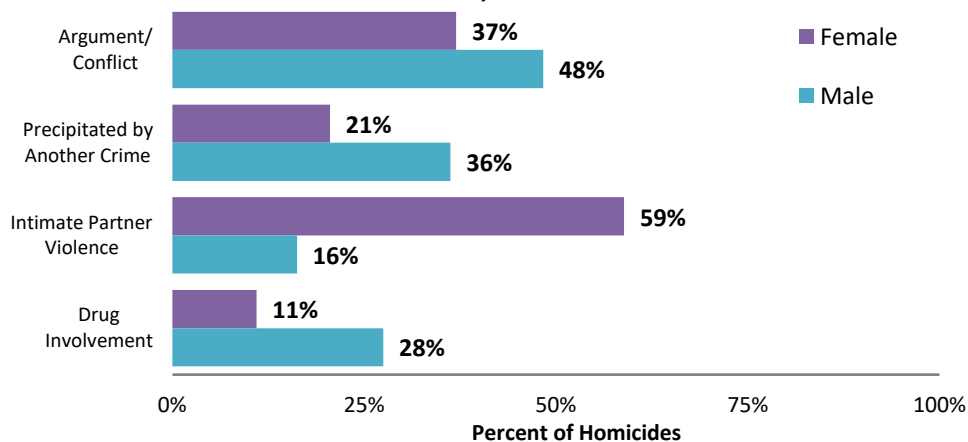
**Circumstances of Suicides: Wake County, NC:
NC-VDRS, 2012-2021***



- Thirty-five percent (34.6%) of male and 29.7% of female Wake County suicide victims with circumstance information were characterized as being currently depressed when they died by suicide.
- Sixty-nine percent (69.1%) of female and 48.7% of male suicide victims were characterized as having a current mental health problem.
- Females (37.0%) were more likely to have attempted suicide in the past as compared to males (16.7%).

*Based on the county of injury occurrence, 96.2% of cases had circumstance information. Six females and 31 males were missing circumstance information.

**Circumstances of Homicides: Wake County, NC:
NC-VDRS, 2012-2021***



- Arguments or conflicts were more likely to be a contributing factor for male homicides (48.3%) than for female homicides (37.0%).
- Twenty-one percent (20.6%) of female homicides and 36.3% of male homicides were precipitated by another crime such as robbery, burglary, or drug trafficking.
- Intimate partner violence was a contributing factor in 58.9% of female homicides, but only in 16.3% of male homicides.

*Based on the county of injury occurrence, 94.0% of cases had circumstance information. Three females and 17 males were missing circumstance information.

The North Carolina Violent Death Reporting System is supported by Cooperative Agreement 5 NU17CE924955-02-00 from the Centers for Disease Control and Prevention (CDC).

Division of Public Health / www.publichealth.nc.gov / Injury Epidemiology & Surveillance Unit/ 919-707-5425

NC Violent Death Reporting System / 919-707-5432

State of North Carolina / Department of Health and Human Services / www.ncdhhs.gov

NCDHHS is an equal opportunity employer and provider.

2021 FINAL DATA 8/14/2023



Please see the NC-VDRS 2021 Annual Report for additional data and technical information.