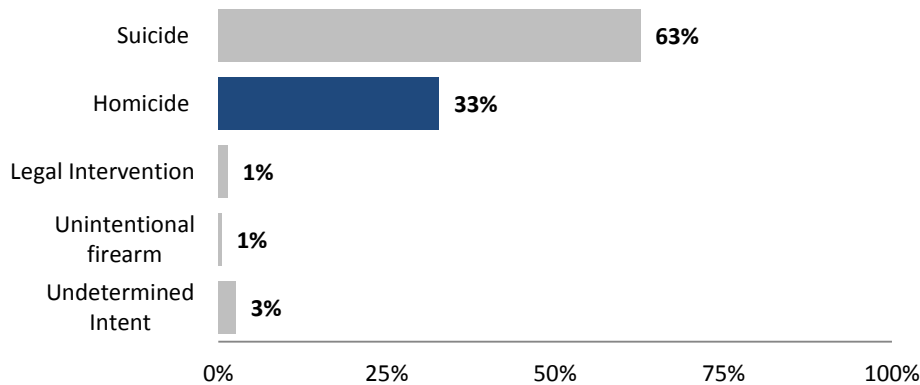


# HOMICIDE IN NORTH CAROLINA, 2016

The North Carolina Violent Death Reporting System (NC-VDRS) is a CDC-funded statewide surveillance system that collects detailed information on deaths that occur in North Carolina resulting from violence: homicide, suicide, unintentional firearm deaths, legal intervention and deaths for which intent could not be determined. NC-VDRS is a multi-source system that gathers information from death certificates, medical examiner reports and law enforcement reports. The goal of this system is to aid researchers, legislators, and community interest groups in the development of public health prevention strategies to reduce violent deaths. NC-VDRS began collecting data in January 2004. This document summarizes homicides among North Carolina residents for the year 2016.

**Manner of Death: NC-VDRS, 2016**

~ N.C. Division of Public Health - N.C. Violent Death Reporting System ~

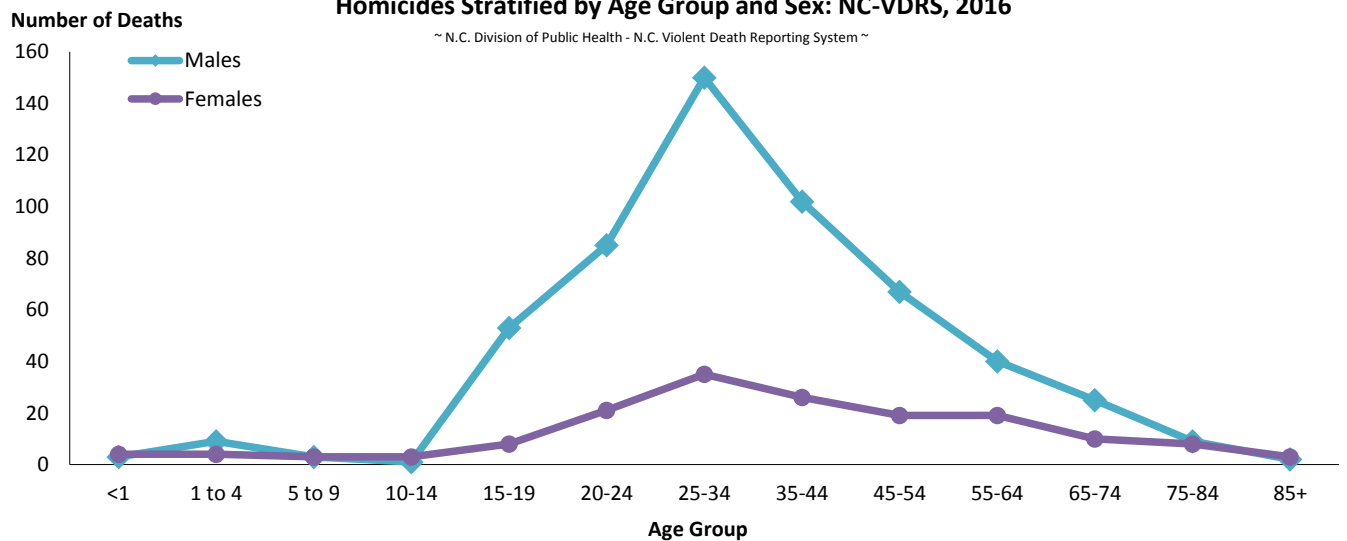


- Of the 2,173 violent deaths in North Carolina, 712 were homicides (32.8%).

- There were 1,362 suicides (62.7%), 31 deaths from legal intervention (1.4%), 11 unintentional firearm deaths (0.5%) and 57 deaths of undetermined intent (2.6%).

**Homicides Stratified by Age Group and Sex: NC-VDRS, 2016**

~ N.C. Division of Public Health - N.C. Violent Death Reporting System ~

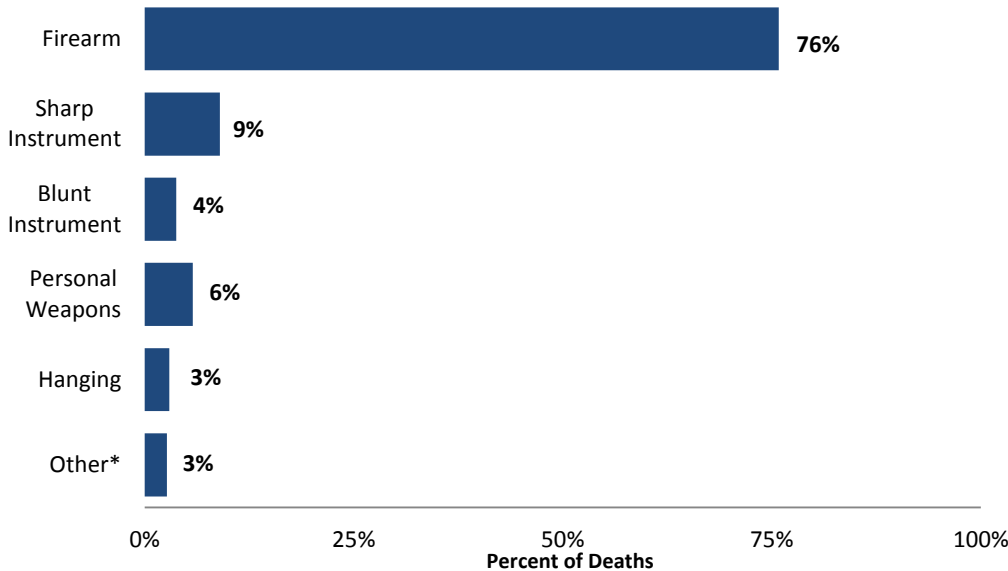


- For nearly every age group, there were more homicides for males than females. Homicides among males and females both peaked among those aged 25-34, with a rate of 22.7 per 100,000 and 5.2 per 100,000 respectively. The rate of homicides was approximately 3.6 times greater for males than females overall, and the rate for 15-24 year-olds was 4.5 times greater for males than females.

- Homicide patterns differed by race. Although non-Hispanic (NH) whites composed nearly two thirds (64.4%) of the total population, they accounted for 32.0 percent of homicides (n=228 deaths), while NH Black homicide victims accounted for 58.4 percent or 416 deaths. In 2016, the rate of homicides for NH Blacks was 18.5 per 100,000, compared to a rate of 3.5 per 100,000 for NH whites. NH American Indians also had a high rate of homicide, 18.9 per 100,000 (n=23 deaths).

### Method of Death: NC-VDRS, 2016

~ N.C. Division of Public Health - N.C. Violent Death Reporting System ~



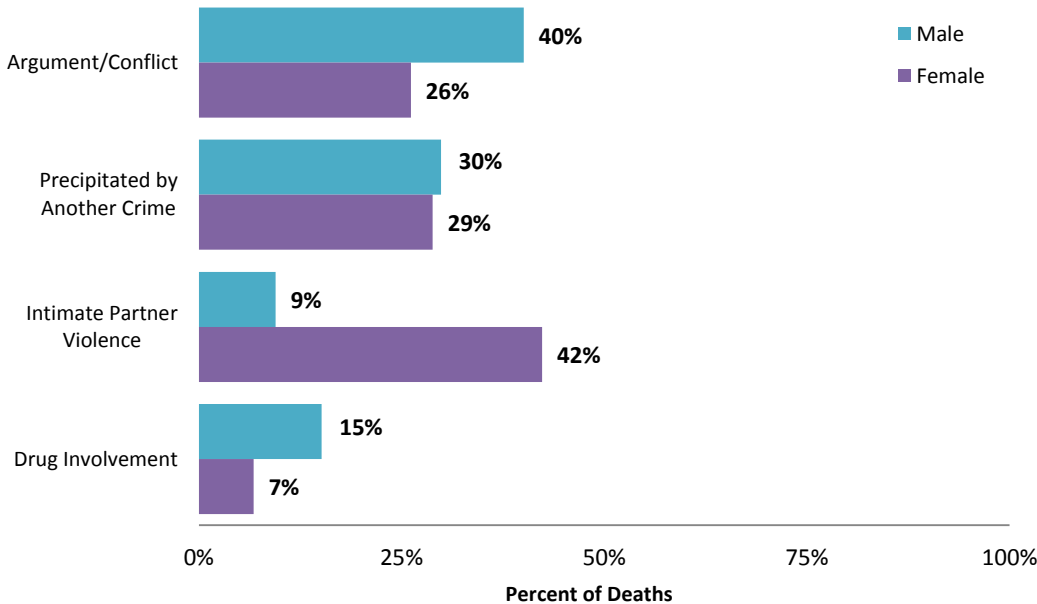
• Firearms were used in 75.8 percent of homicides, while sharp instruments were used in 9.0 percent of all homicides.

#NAME?

\*Other includes motor vehicle, violent shaking, drowning, fire/burns, intentional neglect, unknown method, and other causes of death.

### Circumstances of Homicide: NC-VDRS, 2016

~ N.C. Division of Public Health - N.C. Violent Death Reporting System ~



• Argument, abuse, or conflict unrelated to intimate partner violence (IPV) was noted as a contributing factor in 36.8 percent of homicides with reported circumstances.


#NAME?

#NAME?

• IPV was indicated as a contributing factor in 17.0 percent of homicides overall, 9.5 percent of male homicides, and 42.3 percent of female homicides.

• Drug involvement was identified as a contributing factor in 13.2 percent of all homicides, 15.1 percent of male homicides, and 6.8 percent of female homicides.

The North Carolina Violent Death Reporting System is supported by Cooperative Agreement 5NU17/CE002613-05-00 from the Centers for Disease Control and Prevention (CDC).



NC DEPARTMENT OF HEALTH AND HUMAN SERVICES  
Division of Public Health



N.C. Division of Public Health / [www.publichealth.nc.gov](http://www.publichealth.nc.gov) / Injury Epidemiology & Surveillance Unit/ 919-707-5425  
N.C. Violent Death Reporting System / 919-707-5432

State of North Carolina / Department of Health and Human Services / [www.ncdhhs.gov](http://www.ncdhhs.gov)  
N.C. DHHS is an equal opportunity employer and provider. 2016 FINAL DATA 9/18

Please see the NC-VDRS 2016 Annual Report for additional data and technical information.