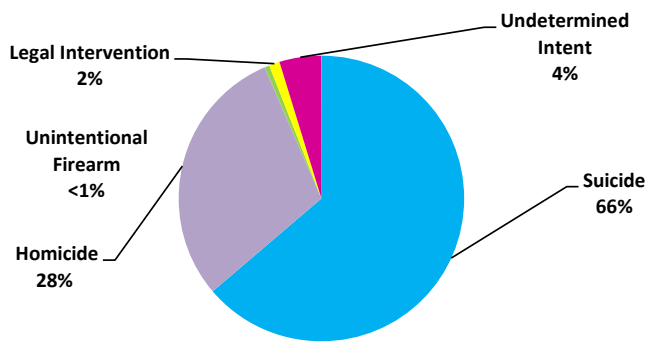


HOMICIDE IN NORTH CAROLINA: 2013

The North Carolina Violent Death Reporting System (NC-VDRS) is a CDC-funded statewide surveillance system that collects detailed information on deaths that occur in North Carolina resulting from violence: homicide, suicide, unintentional firearm deaths, legal intervention and deaths for which intent could not be determined. NC-VDRS is a multi-source system that gathers information from death certificates, medical examiner reports and law enforcement reports. The goal of this system is to aid researchers, legislators, and community interest groups in the development of public health prevention strategies to reduce violent deaths. NC-VDRS began collecting data in January 2004. This document summarizes deaths as a result of intimate partner violence (IPV) among North Carolina residents for the year 2013. This document summarizes homicides among North Carolina residents for the year 2013.

Manner of Death: NC-VDRS, 2013

~ N.C. Division of Public Health - N.C. Violent Death Reporting System ~

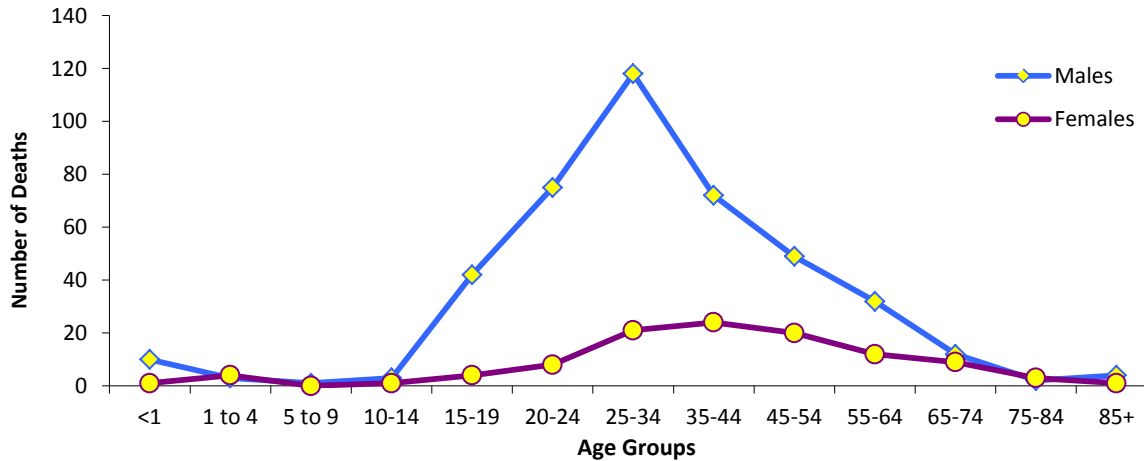


- Of the 1,914 violent deaths in North Carolina, 531 were homicides (27.7%).

- The total number of deaths as a result of violence was 1,914. There were 1,272 suicides (66.5%), 531 homicides (27.7%), 30 deaths from legal interventions (1.6%), 14 unintentional firearm deaths (0.7%) and 67 deaths of undetermined intent (3.5%).

Homicides Stratified by Age Group and Sex: NC-VDRS, 2013

~ N.C. Division of Public Health - N.C. Violent Death Reporting System ~

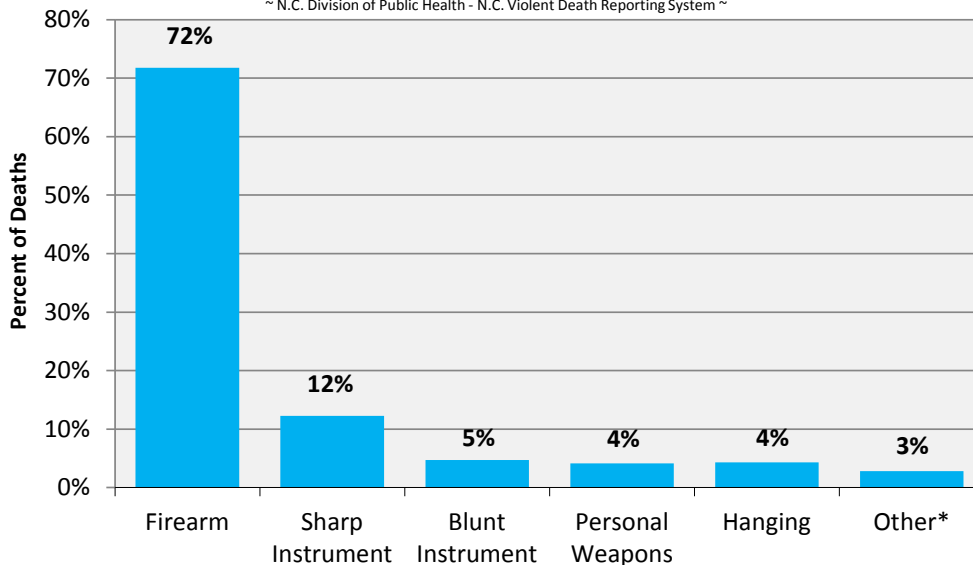


- For nearly every age group, there were more homicides for males than females. Homicides among females peaked among those aged 35-44, with a rate of 3.6 per 100,000. For males, the homicide rate peaked among those aged 20-24, with a rate of 20.3 per 100,000. The rate of homicides was approximately four times greater for males than females overall, and the rate for 15-24 year-olds was more than nine times greater for males than females.

- Homicide patterns differed by race. Although whites composed nearly three quarters (72.7%) of the total population, they accounted for 39.0 percent of homicides (n=207 deaths), while black homicides victims accounted for 56.6 percent or 300 deaths. In 2013, the rate of homicides for blacks was 13.4 per 100,000, compared to a rate of 2.9 per 100,000 for whites. American Indians also had a high rate of homicide, 7.4 per 100,000 (n=12 deaths).

Method of Death: NC-VDRS, 2013

~ N.C. Division of Public Health - N.C. Violent Death Reporting System ~



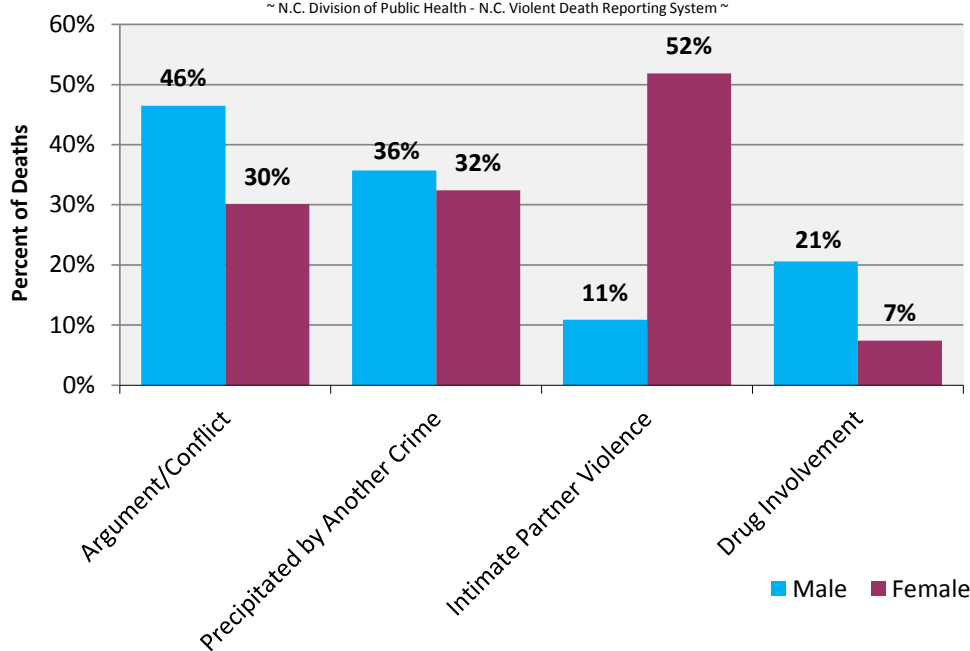
*Other includes motor vehicle, violent shaking, drowning, fire/burns, intentional neglect, unknown method, and other causes of death.

- Firearms were used in 71.8 percent of homicides, while sharp instruments were used in 12.2 percent of all homicides.

- The remaining methods used in homicides were each used five percent of the time or less.

Circumstances of Homicide: NC-VDRS, 2013

~ N.C. Division of Public Health - N.C. Violent Death Reporting System ~



*Among those with reported circumstance information, 91.5% of cases had circumstance

- Argument, abuse, or conflict unrelated to intimate partner violence (IPV) was noted as a contributing factor in 43.0 percent of homicides with reported circumstances.

- Thirty-five percent of homicides were precipitated by another crime, such as robbery, burglary, or drug trafficking.

- IPV was indicated as a contributing factor in 19.2 percent of homicides overall, 10.9 percent of male homicides, and 51.9 percent of female homicides.

- Drug involvement was identified as a contributing factor in 17.9 percent of all homicides, 20.6 percent of male homicides, and 7.4 percent of female homicides.



North Carolina Violent Death
NCVDRS
Reporting System

North Carolina Violent Death Reporting System is supported by Cooperative Agreement 5U17/CE002613-02 from the Centers for Disease Control and Prevention (CDC).

N.C. Division of Public Health / www.publichealth.nc.gov / Injury Epidemiology & Surveillance Unit/ 919-707-5425

N.C. Violent Death Reporting System / 919-707-5432

State of North Carolina / Department of Health and Human Services / www.ncdhhs.gov

N.C. DHHS is an equal opportunity employer and provider. 2013 FINAL DATA 11/15.

Please see the NC-VDRS 2013 Annual Report for additional data and technical information.

