

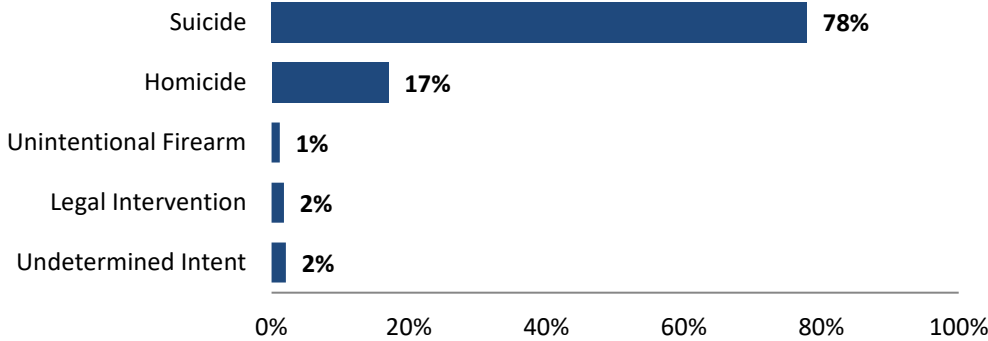
# NC Violent Death Reporting System

## VIOLENT DEATH IN NORTH CAROLINA: IREDELL COUNTY INCIDENTS, 2012-2021

The North Carolina Violent Death Reporting System (NC-VDRS) is a CDC-funded statewide surveillance system that collects detailed information on violent deaths that occur in North Carolina, including homicide, suicide, unintentional firearm deaths, legal intervention, and deaths of undetermined intent. NC-VDRS triangulates information from death certificates, medical examiner reports, and law enforcement reports to understand and aid in the prevention of violent deaths. Data reported in this document are based on the county where the death occurred rather than county of residence.<sup>1</sup> For more information, please visit <https://www.injuryfreenc.ncdhhs.gov/About/ncVDRS.htm>.

<sup>1</sup> The occurrent ratio is used instead of the rate. This statistic is derived from the total number of violent deaths resulting from injuries in a specified geographic region divided by the number of residents in the region.

**Manner of Death: Iredell County, NC:  
NC-VDRS, 2012-2021\***



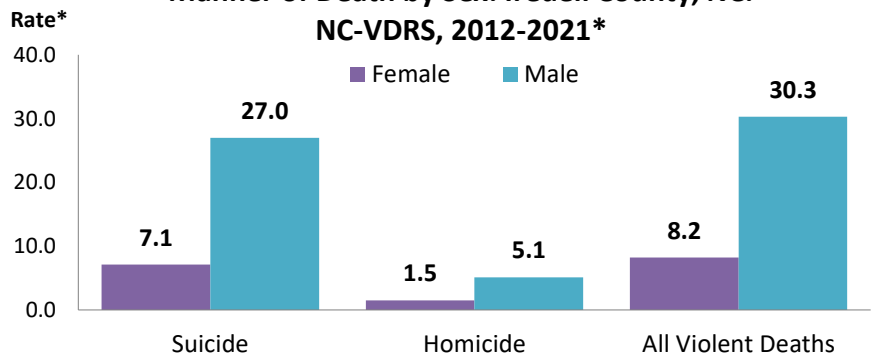
- For the years 2012-2021, there were 335 violent deaths from injuries sustained in Iredell County. Of these 335 deaths, 334 were NC residents (99.7%) and 299 were Iredell County residents (89.3%).

- There were 261 suicides (77.9%), 57 homicides (17.0%), four unintentional firearm deaths (1.2%), six deaths from legal intervention (1.8%), and seven deaths of undetermined intent (2.1%).

\*Based on the county of injury occurrence.

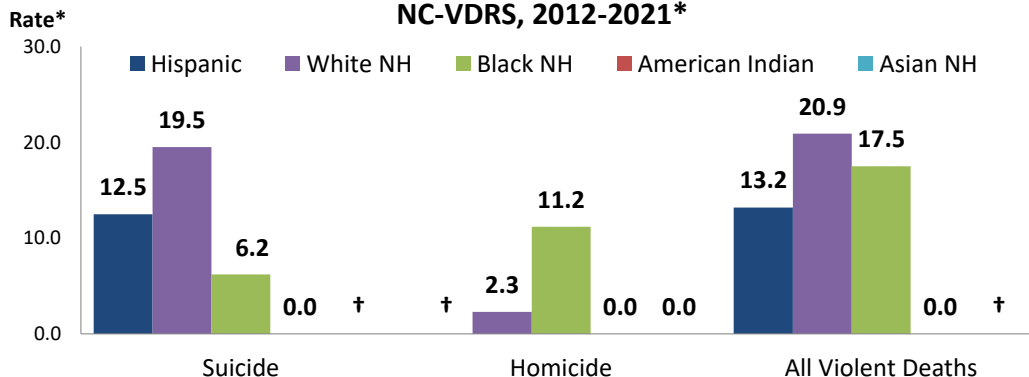
- In Iredell County, the suicide ratio was 3.8 times higher in males than in females, and the homicide ratio was 3.4 times higher in males than in females.

**Manner of Death by Sex: Iredell County, NC:  
NC-VDRS, 2012-2021\***



\*Rate per 100,000 based on the county of injury occurrence.

**Manner of Death by Race/Ethnicity: Iredell County, NC:  
NC-VDRS, 2012-2021\***



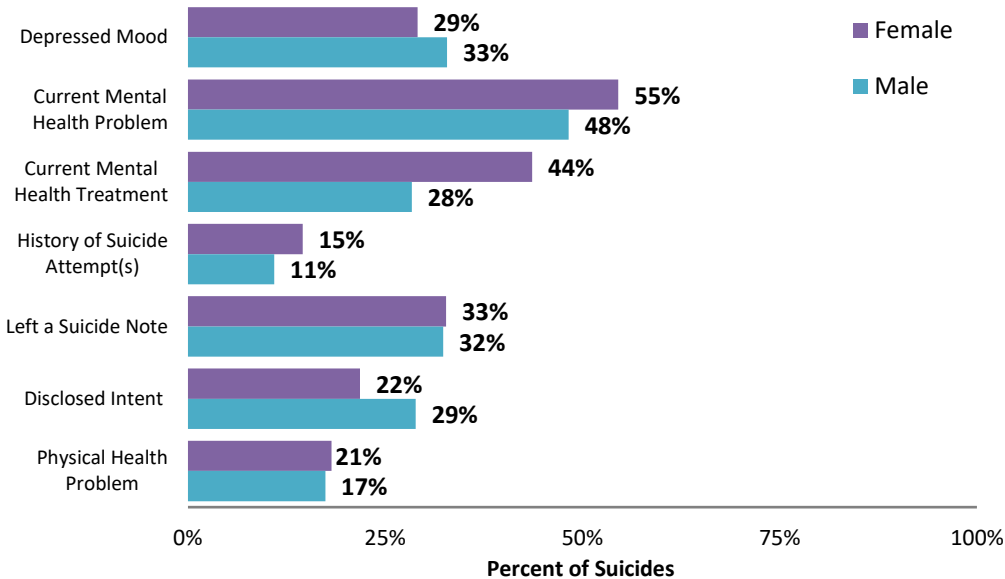
\*Rate per 100,000 based on the county of injury occurrence. † Rate suppressed, 1-4 deaths. Chart excludes one death of unknown or other race/ethnicity.

- The suicide rate was highest among non-Hispanic (NH) white victims (19.5 suicides per 100,000 population) followed by Hispanic victims (12.5 per 100,000).

- In contrast, the homicide rate was highest among NH Black victims (11.2 per 100,000 population) followed by NH white victims (2.3 per 100,000).

- Suicides and homicides displayed dissimilar age patterns. Homicide rates peaked among those aged 20-24 with 9.7 homicides per 100,000, while suicide rates peaked among those aged 85 and older with 34.4 suicides per 100,000.
- More than half of homicides (70.2%) and more than half of suicides (64.0%) involved firearms.
- Suspicion of intoxication was reported in 10.5% of homicides and 20.3% of suicides.
- For homicide incidents where one or more suspects were identified, the relationship of the victim to the suspect was known (current or former spouse/boyfriend/girlfriend, family, friend or acquaintance) more frequently for female (76.9%) than male (70.5%) victims.

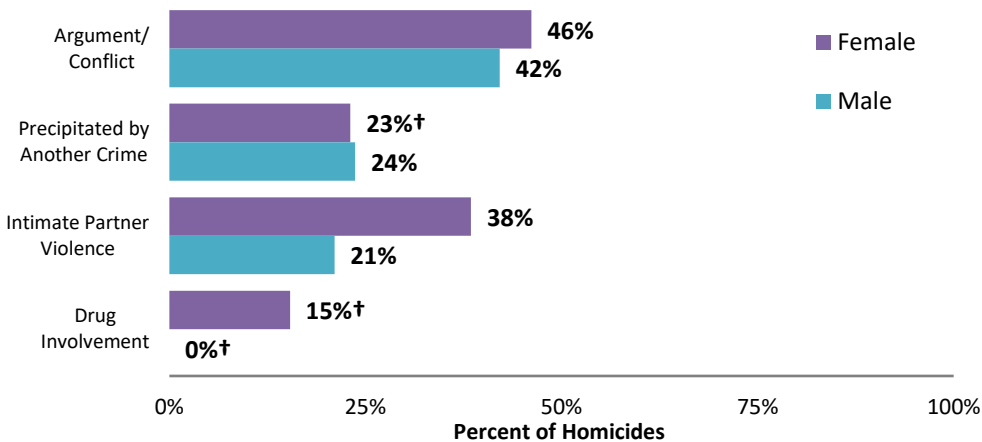
### Circumstances of Suicides: Iredell County, NC: NC-VDRS, 2012-2021\*



\*Based on the county of injury occurrence, 98.1% of cases had circumstance information. One female and four males were missing circumstance information.

- Thirty-three percent (32.8%) of male and 29.1% of female Iredell County suicide victims with circumstance information were characterized as being currently depressed when they died by suicide.
- Fifty-five percent (54.6%) of female and 48.3% of male suicide victims were characterized as having a current mental health problem.
- Females (14.6%) were more likely to have attempted suicide in the past as compared to males (11.0%).

### Circumstances of Homicides: Iredell County, NC: NC-VDRS, 2012-2021\*



\*Based on the county of injury occurrence, 89.5% of cases had circumstance information. Zero females and six males were missing circumstance information.

† There were fewer than 5 deaths

- Arguments or conflicts were more likely to be a contributing factor for female homicides (46.2%) than for male homicides (42.1%).
- Twenty-three percent (23.1%) of female homicides and 23.7% of male homicides were precipitated by another crime such as robbery, burglary, or drug trafficking.
- Intimate partner violence was a contributing factor in 38.5% of female homicides, but only 21.1% of male homicides.

The North Carolina Violent Death Reporting System is supported by Cooperative Agreement 5NU17/CE002613-05-00 from the Centers for Disease Control and Prevention (CDC).

NC Division of Public Health / [www.publichealth.nc.gov](http://www.publichealth.nc.gov) / Injury Epidemiology & Surveillance Unit / 919-707-5425  
Violent Death Reporting System / 919-707-5432

State of North Carolina / Department of Health and Human Services / [www.ncdhhs.gov](http://www.ncdhhs.gov)  
NCDHHS is an equal opportunity employer and provider.  
2021 FINAL DATA 8/14/2023



Please see the NC-VDRS 2021 Annual Report for additional data and technical information.