

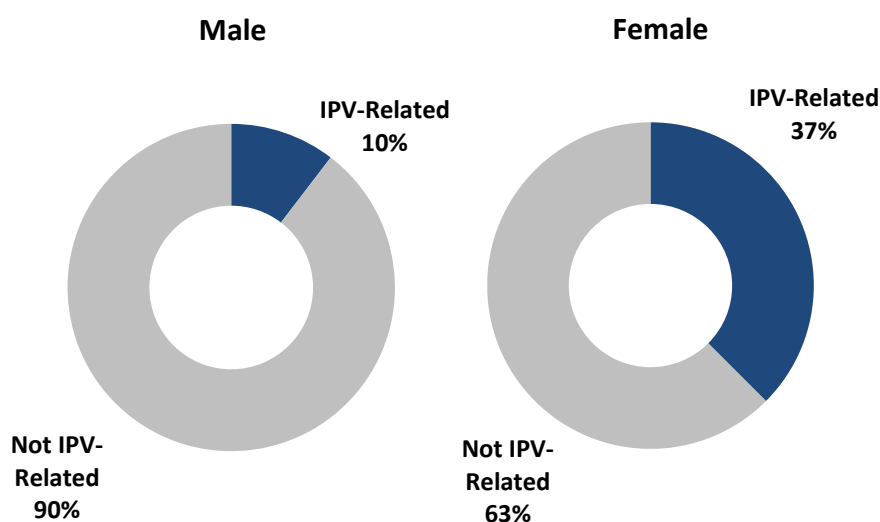
# NC Violent Death Reporting System

## INTIMATE PARTNER VIOLENCE IN NORTH CAROLINA, 2022

The North Carolina Violent Death Reporting System (NC-VDRS) is a CDC-funded statewide surveillance system that collects detailed information on violent deaths that occur in North Carolina including: homicide, suicide, unintentional firearm deaths, legal intervention, and deaths of undetermined intent. NC-VDRS triangulates information from death certificates, medical examiner reports, and law enforcement reports to understand and aid in the prevention of violent deaths. For more information, please visit <https://www.injuryfreenc.ncdhhs.gov/About/ncVDRS.htm>.

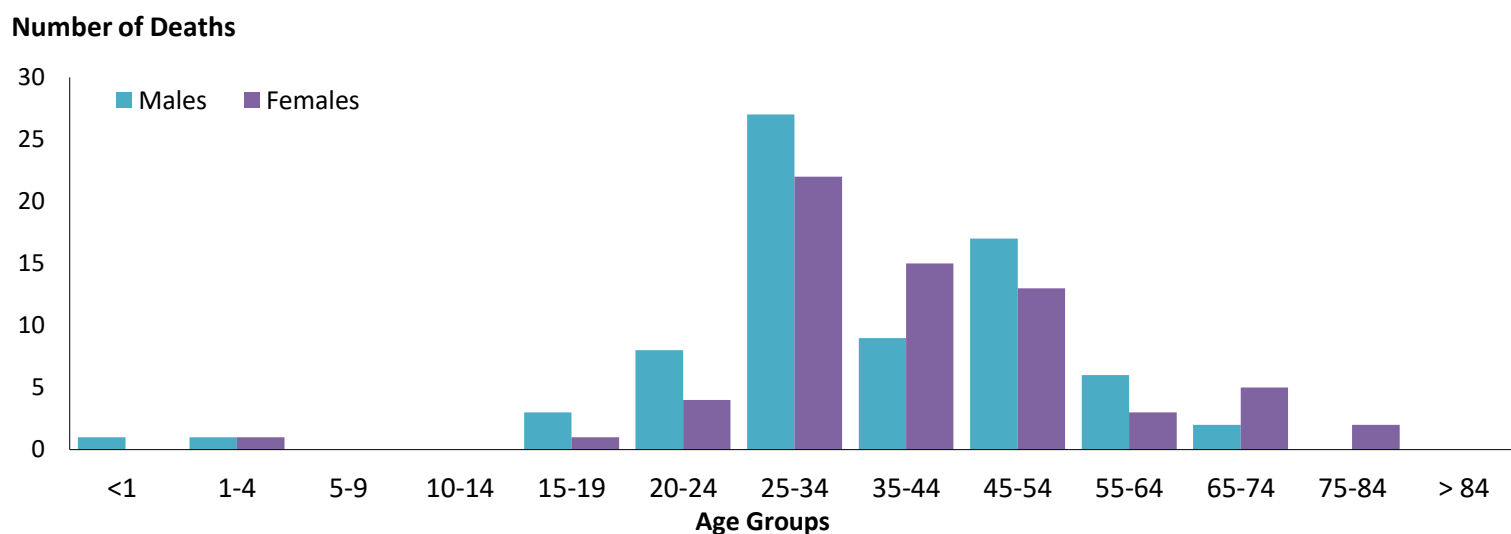
*\*NC-VDRS defines IPV as homicide deaths occurring as a direct result of conflict between current or former spouses or partners. This is a broad definition that includes deaths of children, friends, or even bystanders who may or may not be directly involved in the conflict or those who may be intervening in the conflict.*

### Percent of Homicides Associated with Intimate Partner Violence (IPV): NC-VDRS, 2022



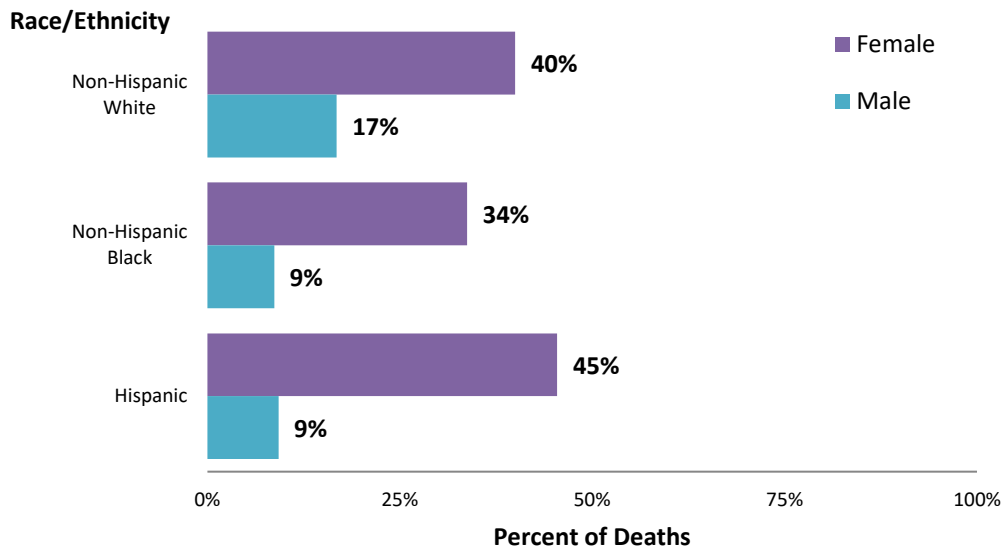
- In 2022, a total of 916 North Carolina residents died as a result of homicide. Circumstances were available for 888 (96.9%) of these homicides.
- Sixteen percent (15.8%) of homicides in 2022 with known circumstances were associated with intimate partner violence (IPV).
- Of the 144 identified IPV-related deaths in 2022, 140 (97.2%) were homicides victims.
- Almost one-half of all female homicides were IPV-related (37.5%), while approximately one-tenth of all male homicides were IPV-related (10.4%).
- In 2022, the highest number of IPV-related homicides were in the 25-34 age group for male and female victims, followed by the 45-54 age group for males and the 35-44 and 45-54 age groups for females.

### Number of IPV-Related Homicides by Age and Sex: NC-VDRS, 2022



- Of the IPV-related homicide victims, 0 (0.0%) were married, 39 (27.9%) were never married, 23 (16.4%) were divorced/separated, and 78 (55.7%) were widowed, single, or marital status was unknown.
- Of all homicides, the proportion that were IPV-related was higher among other victims (55.7%) than never married victims (27.9%) and victims who were seperated or divorced (16.4%).

## Percent of IPV-Related Homicides by Race/Ethnicity\* and Sex: NC-VDRS, 2022

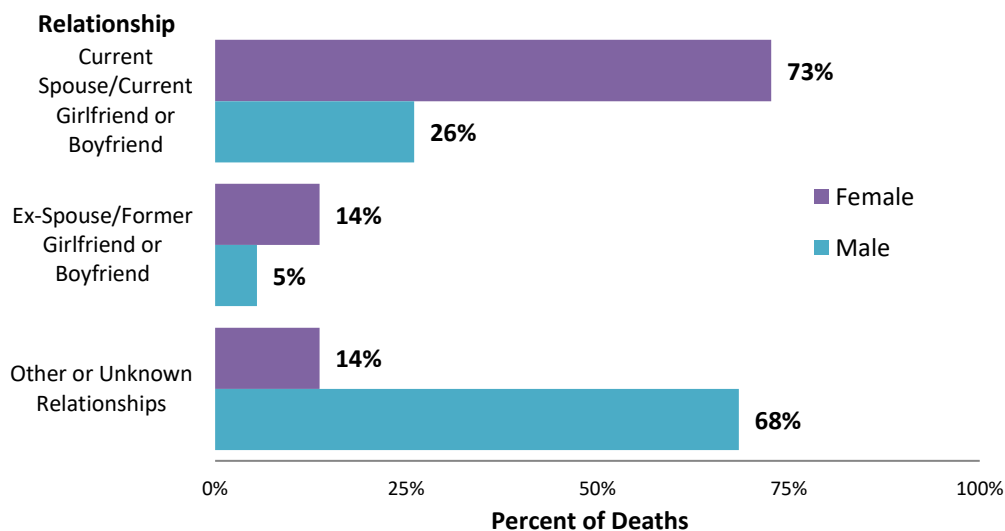


- The percentage of homicides among female victims that were IPV-related was highest among Hispanic victims (45.5%), followed by NH White victims (40.0%).

- The percentage of homicides among male victims that were IPV-related was highest among NH White victims (16.8%), followed by Hispanic victims (9.2%).

\*A total of three male & three female victims of other race/ethnicities (non-Hispanic Asian, American Indian and unknown race/ethnicity) were excluded from the above calculations

## Relationship of IPV-Related Homicide Victims to Suspects:



- Female IPV-related homicide victims were most likely to have been killed by a current spouse or partner (72.7%, n=48) compared to an ex-spouse or former partner (13.6%, n=9).

- Of male IPV-related homicide victims, 68% (n=50) were killed by someone other than a current or former spouse or partner.

NOTE: Multiple suspects per victim possible

More information about intimate partner violence can be found at:

### Council for Women/Domestic Violence Commission

Contact: (877) 502-9898

### The National Domestic Violence Hotline

Contact: (800) 799-7233  
<https://www.thehotline.org/>

### Coalition Against Domestic Violence

Contact: (888) 232-9124  
<https://nccadv.org/>

### The National Alliance to End Sexual Violence

Contact: (202) 289-3900  
<https://www.endsexualviolence.org/>

The North Carolina Violent Death Reporting System is supported by Cooperative Agreement 5 NU17CE924955-02-00 from the Centers for Disease Control and Prevention (CDC).

NCDHHS Division of Public Health / [www.publichealth.nc.gov](http://www.publichealth.nc.gov) / Injury Epidemiology & Surveillance Unit / 919-707-5425

NC Violent Death Reporting System / 919-707-5432


State of North Carolina / Department of Health and Human Services / [www.ncdhhs.gov](http://www.ncdhhs.gov)

NCDHHS is an equal opportunity employer and provider.

2022 FINAL DATA 7/11/24

Please see the NC-VDRS 2022 Annual Report for additional data and technical information:

<https://www.injuryfreenc.ncdhhs.gov/DataSurveillance/ViolentDeathData.htm>



NC DEPARTMENT OF  
**HEALTH AND  
HUMAN SERVICES**  
Division of Public Health  
Injury and Violence Prevention Branch

