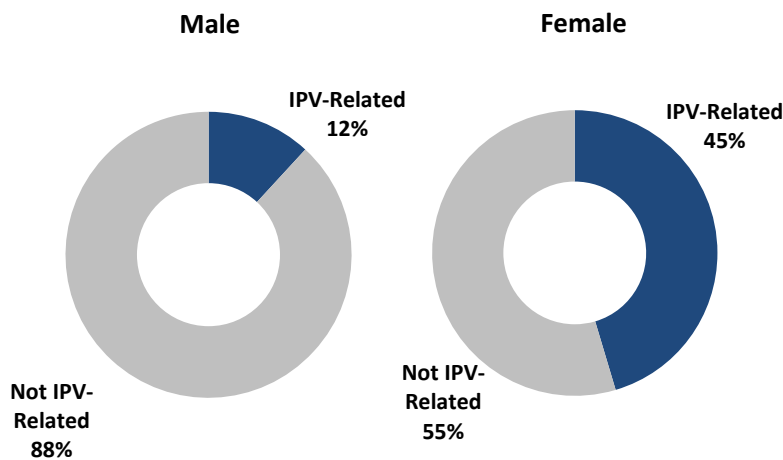


## INTIMATE PARTNER VIOLENCE IN NORTH CAROLINA, 2020

The North Carolina Violent Death Reporting System (NC-VDRS) is a CDC-funded statewide surveillance system that collects detailed information on violent deaths that occur in North Carolina including: homicide, suicide, unintentional firearm deaths, legal intervention, and deaths of undetermined intent. NC-VDRS triangulates information from death certificates, medical examiner reports, and law enforcement reports to understand and aid in the prevention of violent deaths. For more information, please visit <https://www.injuryfreenc.ncdhhs.gov/About/ncVDRS.htm>.

*\*NC-VDRS defines IPV as homicide deaths occurring as a direct result of conflict between current or former spouses or partners. This is a broad definition that includes deaths of children, friends, or even bystanders who may or may not be directly involved in the conflict or those who may be intervening in the conflict.*

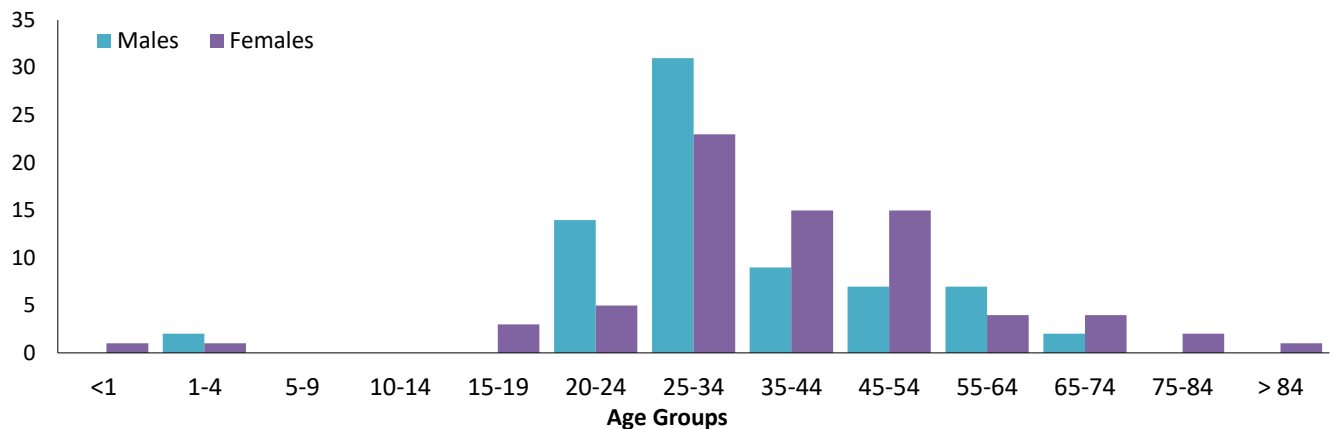
### Percent of Homicides Associated with Intimate Partner Violence (IPV): NC-VDRS, 2020



- In 2020, a total of 867 North Carolina residents died as a result of homicide. Circumstances were available for 771 (88.9%) of these homicides.
- Nineteen percent (18.9%) of homicides in 2020 with known circumstances were associated with intimate partner violence (IPV).
- Of the 152 identified IPV-related deaths in 2020, 146 (96.1%) were homicides victims.
- Almost one-half of all female homicides were IPV-related (45.4%), while approximately one-tenth of all male homicides were IPV-related (11.8%).
- In 2020, the highest number of IPV-related homicides were in the 25-34 age group for male and female victims, followed by the 20-24 age group for males and the 35-44 and 45-54 age

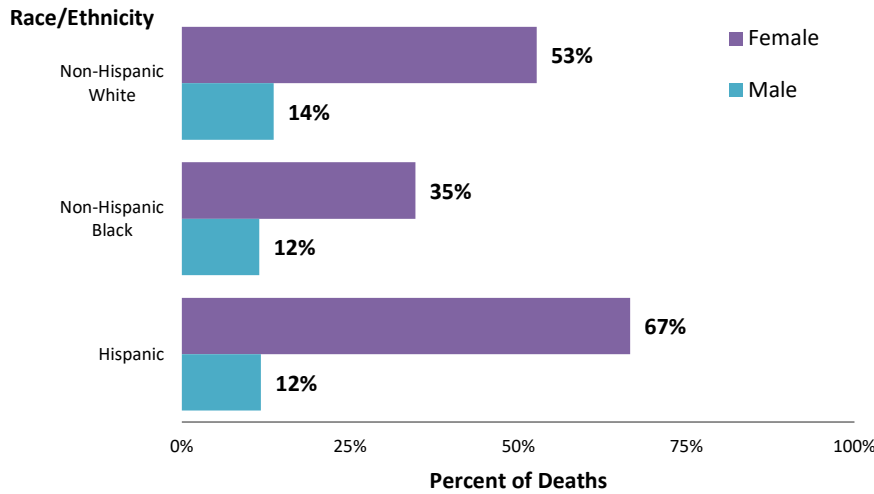
### Number of IPV-Related Homicides by Age and Sex: NC-VDRS, 2020

Number of Deaths



- Of the IPV-related homicide victims, 35 (24.0%) were married, 75 (51.4%) were never married, 34 (23.3%) were divorced/separated, and 2 (1.4%) were widowed, single, or marital status was unknown.
- Of all homicides, the proportion that were IPV-related was higher among never married victims (51.4%) than married victims (24.0%) and victims who were separated or divorced (23.3%).

## Percent of IPV-Related Homicides by Race/Ethnicity\* and Sex: NC-VDRS, 2020

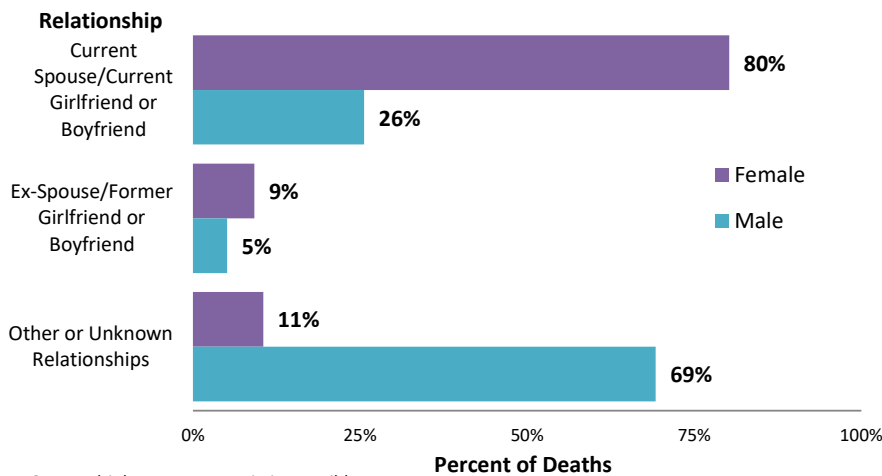


- The percentage of homicides among female victims that were IPV-related was highest among Hispanic victims (66.7%), followed by NH white victims (52.8%).

- The percentage of homicides among male victims that were IPV-related was highest among NH white victims (13.6%), followed by Hispanic victims (11.8%).

\*A total of two male & five female victims of other race/ethnicities (non-Hispanic Asian, American Indian and unknown race/ethnicity) were excluded from the above calculations

## Relationship of IPV-Related Homicide Victims to Suspects:



- Female IPV-related homicide victims were most likely to have been killed by a current spouse or partner (80.3%, n=61) compared to an ex-spouse or former partner (9.2%, n=7).

- Of male IPV-related homicide victims, 69% (n=54) were killed by someone other than a current or former spouse or partner.

NOTE: Multiple suspects per victim possible

More information about intimate partner violence can be found at:


**Council for Women/Domestic Violence Commission**  
Contact: (877) 502-9898

**The National Domestic Violence Hotline**  
Contact: (800) 799-7233  
<https://www.thehotline.org/>

**North Carolina Coalition Against Domestic Violence**  
Contact: (888) 232-9124  
<https://nccadv.org/>

**The National Alliance to End Sexual Violence**  
Contact: (202) 289-3900  
<https://www.endsexualviolence.org/>

The North Carolina Violent Death Reporting System is supported by Cooperative Agreement 5 NU17CE924955-02-00 from the Centers for Disease Control and Prevention (CDC).



NC DEPARTMENT OF  
**HEALTH AND  
HUMAN SERVICES**  
Division of Public Health

**NORTH CAROLINA VIOLENT DEATH  
REPORTING SYSTEM**

NC Division of Public Health / [www.publichealth.nc.gov](http://www.publichealth.nc.gov) / Injury Epidemiology & Surveillance Unit/ 919-707-5425

NC Violent Death Reporting System / 919-707-5432

State of North Carolina / Department of Health and Human Services / [www.ncdhhs.gov](http://www.ncdhhs.gov)

NC DHHS is an equal opportunity employer and provider.

2020 FINAL DATA 06/20/2022

Please see the NC-VDRS 2020 Annual Report for additional data and technical information:

<https://www.injuryfreenc.ncdhhs.gov/DataSurveillance/ViolentDeathData.htm>