

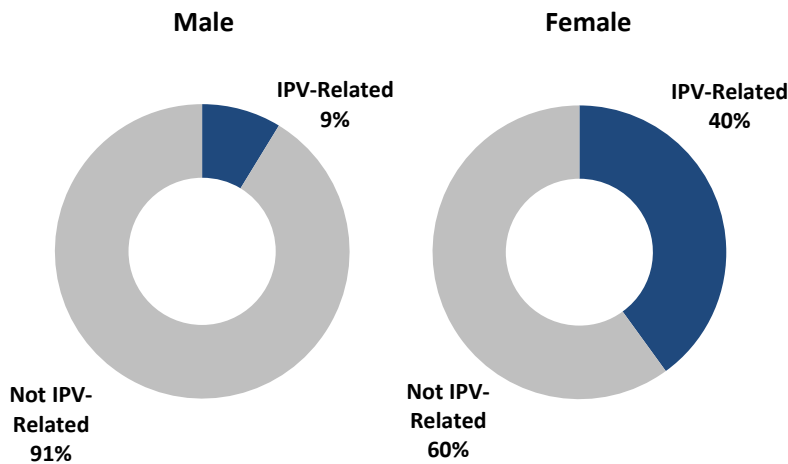
NC Violent Death Reporting System

INTIMATE PARTNER VIOLENCE IN NORTH CAROLINA, 2019

The North Carolina Violent Death Reporting System (NC-VDRS) is a CDC-funded statewide surveillance system that collects detailed information on violent deaths that occur in North Carolina including: homicide, suicide, unintentional firearm deaths, legal intervention, and deaths of undetermined intent. NC-VDRS triangulates information from death certificates, medical examiner reports, and law enforcement reports to understand and aid in the prevention of violent deaths. For more information, please visit <https://www.injuryfreenc.ncdhhs.gov/About/ncVDRS.htm>.

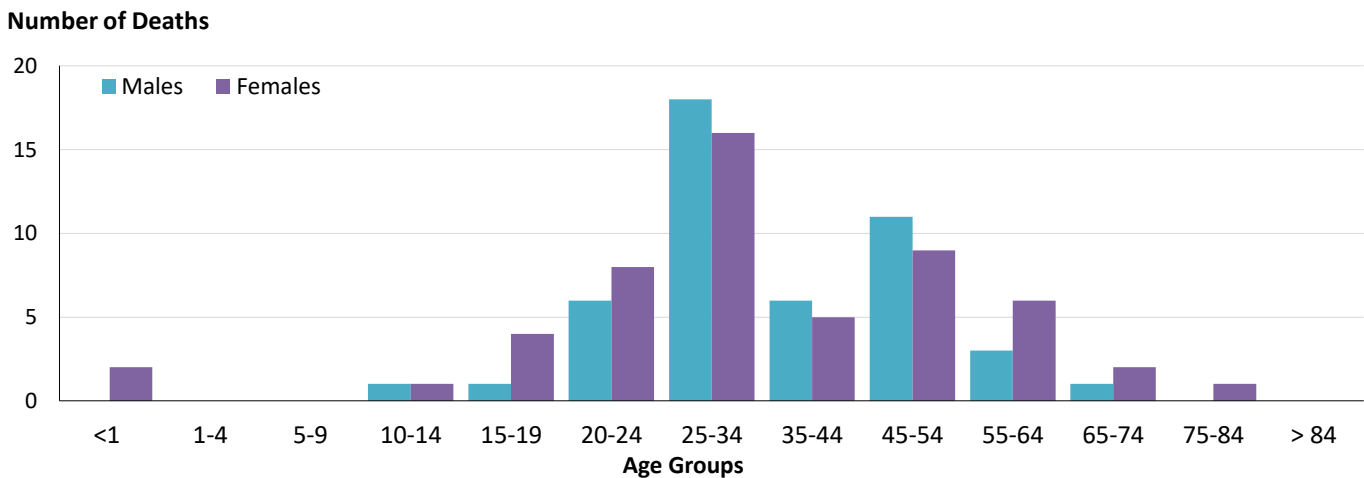
**NC-VDRS defines IPV as homicide deaths occurring as a direct result of conflict between current or former spouses or partners. This is a broad definition that includes deaths of children, friends, or even bystanders who may or may not be directly involved in the conflict or those who may be intervening in the conflict.*

Percent of Homicides Associated with Intimate Partner Violence (IPV): NC-VDRS, 2019



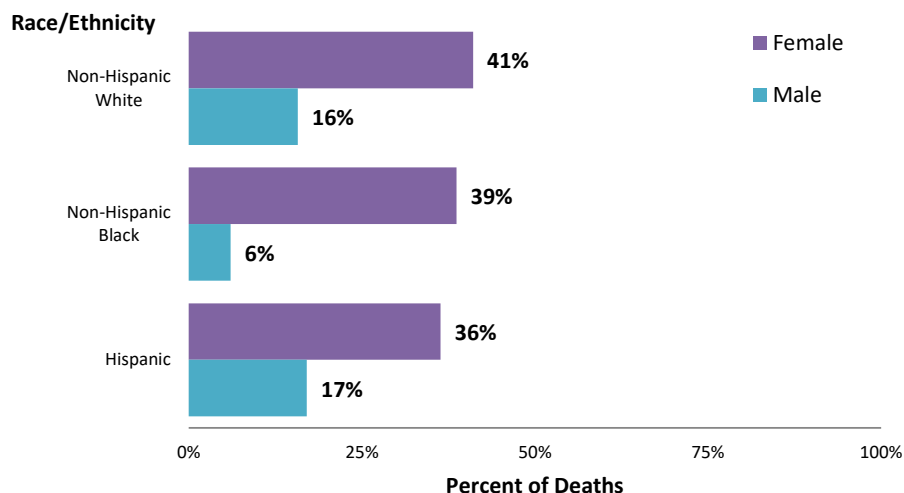
- In 2019, a total of 716 North Carolina residents died as a result of homicide. Circumstances were available for 673 (94.0%) of these homicides.
- Fifteen percent (15.0%) of homicides in 2019 with known circumstances were associated with intimate partner violence (IPV).
- Of the 109 identified IPV-related deaths in 2019, 101 (92.7%) were homicides.
- Approximately two-fifths of all female homicides were IPV-related (40.0%), while less than one-tenth of all male homicides were IPV-related (8.7%).
- In 2019, the highest number of IPV-related homicides were in the 25-34 age group followed by the 45-54 age group for both males and females.

Number of IPV-Related Homicides by Age and Sex: NC-VDRS, 2019



- Of the IPV-related homicide victims, 19 (18.8%) were married, 59 (58.4%) were never married, 20 (19.8%) were divorced/separated, and 3 (3.0%) were widowed, single, or marital status was unknown.
- Of all homicides, the proportion that were IPV-related was higher among never married victims (58.4%) than separated or divorced victims (19.8%) and victims who were married (18.8%).

Percent of IPV-Related Homicides by Race/Ethnicity* and Sex: NC-VDRS, 2019

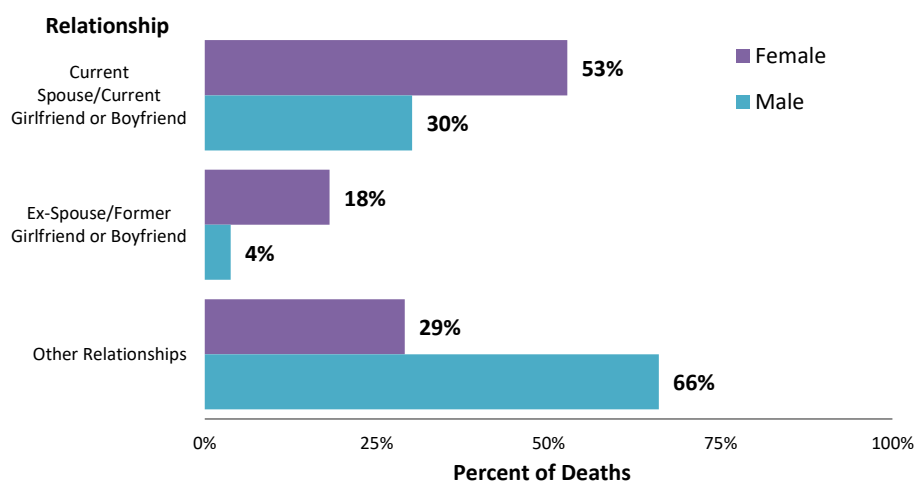


*A total of zero male & three female victims of other race/ethnicities (non-Hispanic Asian, American Indian and unknown race/ethnicity) were excluded from the above calculations

- The percentage of homicides among female victims that were IPV-related was highest among NH white victims (41.1%), followed by NH Black victims (38.7%).

- The percentage of homicides among male victims that were IPV-related was highest among Hispanic victims (17.1%), followed by NH white victims (15.8%).

Relationship of IPV-Related Homicide Victims to Suspects:



NOTE: Multiple suspects per victim possible

- Female IPV-related homicide victims were most likely to have been killed by a current spouse or partner (52.7%, n=29) compared to an ex-spouse or former partner (18.2%, n=10).

- Of male IPV-related homicide victims, 66% (n=35) were killed by someone other than a current or former spouse or partner.

More information about intimate partner violence can be found at:

Council for Women/Domestic Violence Commission
Contact: (877) 502-9898

The National Domestic Violence Hotline
Contact: (800) 799-7233
<https://www.thehotline.org/>

North Carolina Coalition Against Domestic Violence
Contact: (888) 232-9124
<https://nccadv.org/>

The National Alliance to End Sexual Violence
Contact: (202) 289-3900
<https://www.endsexualviolence.org/>

The North Carolina Violent Death Reporting System is supported by Cooperative Agreement 5 NU17CE924955-02-00 from the Centers for Disease Control and Prevention (CDC).



NC DEPARTMENT OF
**HEALTH AND
HUMAN SERVICES**
Division of Public Health

**NORTH CAROLINA VIOLENT DEATH
REPORTING SYSTEM**

N.C. Division of Public Health / www.publichealth.nc.gov / Injury Epidemiology & Surveillance Unit / 919-707-5425
N.C. Violent Death Reporting System / 919-707-5432
State of North Carolina / Department of Health and Human Services / www.ncdhhs.gov
N.C. DHHS is an equal opportunity employer and provider.
2019 FINAL DATA 8/16/21

Please see the NC-VDRS 2018 Annual Report for additional data and technical information:

<https://www.injuryfreenc.ncdhhs.gov/DataSurveillance/ViolentDeathData.htm>