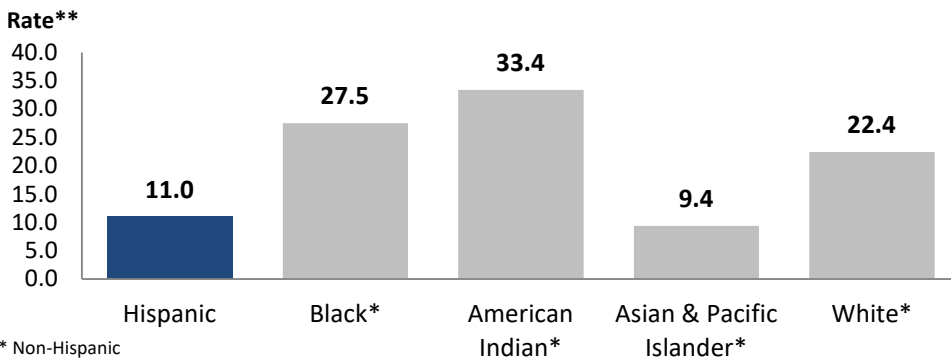


NC Violent Death Reporting System

VIOLENT DEATHS AMONG HISPANIC RESIDENTS IN NORTH CAROLINA: 2013-2022

The North Carolina Violent Death Reporting System (NC-VDRS) is a CDC-funded statewide surveillance system that collects detailed information on violent deaths that occur in North Carolina including: homicide, suicide, unintentional firearm deaths, legal intervention, and deaths of undetermined intent. NC-VDRS triangulates information from death certificates, medical examiner reports, and law enforcement reports to understand and aid in the prevention of violent deaths. For more information, please visit <https://www.injuryfreenc.ncdhhs.gov/About/ncVDRS.htm>.

Violent Death Rate by Race/Ethnicity: NC-VDRS, 2013-2022



* Non-Hispanic
** Rate per 100,000 population

- For the year 2022, there were 1,079,050 Hispanic residents living in North Carolina, accounting for 10.1 percent of the state's population.

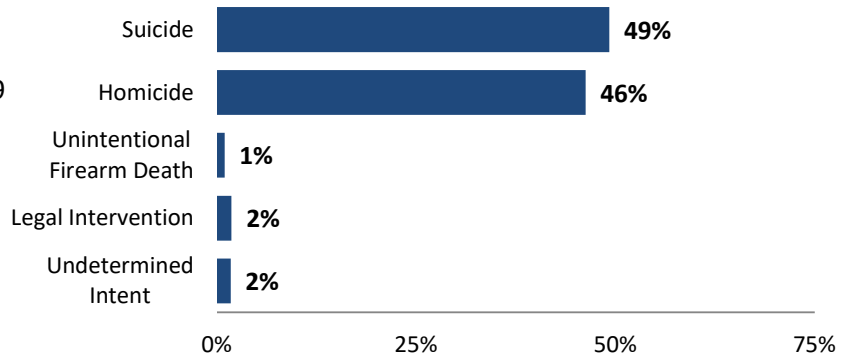
- Hispanic victims had the second lowest rate of violent death by race in North Carolina (11.0 per 100,000 population) from 2013 to 2022.

- From 2013 to 2022, 1,042 Hispanic residents in North Carolina died by violence.

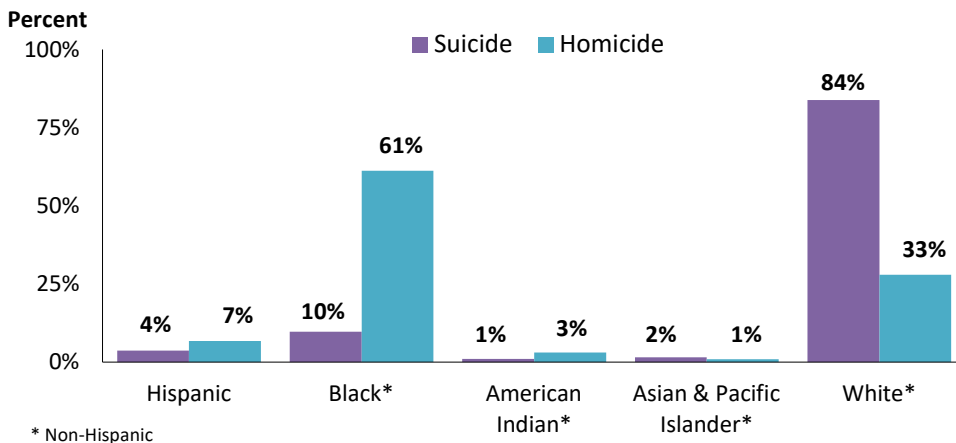
- There were 482 homicides (46.3%), 513 suicides (49.2%), 10 unintentional firearm deaths (1.0%), 19 deaths due to legal interventions (1.8%), and 18 deaths of undetermined intent (1.7%) among Hispanic residents.

- Male Hispanic residents were over four times more likely to die by violence than females from 2013 to 2022 (81.5% versus 18.5%).

Manner of Death Among Hispanic Victims: NC-VDRS 2013-2022



Manner of Death by Race/Ethnicity: NC-VDRS, 2013-2022

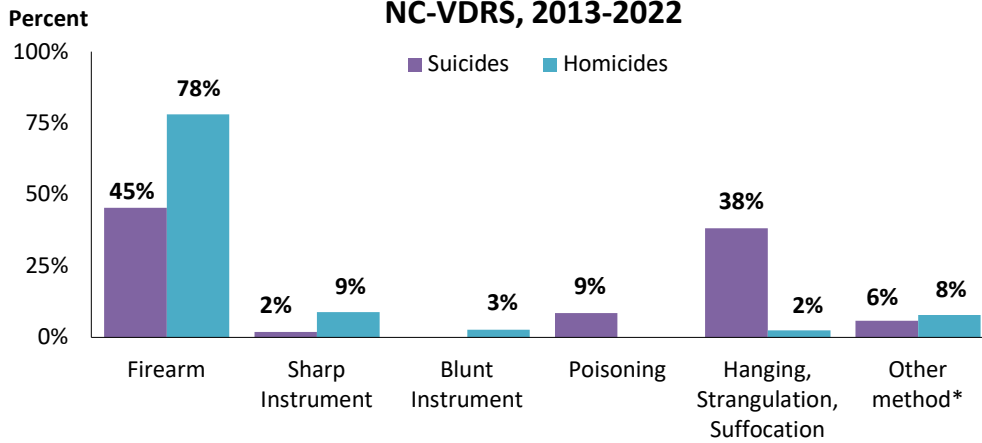


* Non-Hispanic

- Hispanic victims accounted for 6.8% of all homicides and 3.7% of all suicides, across all racial groups in North Carolina from 2013 to 2022.

- In contrast, NH Black victims accounted for 61.2% of all homicides and NH White victims accounted for 83.8% of all suicides, across all racial groups in North Carolina from 2013 to 2022.

Method of Death Among Hispanic Victims: NC-VDRS, 2013-2022

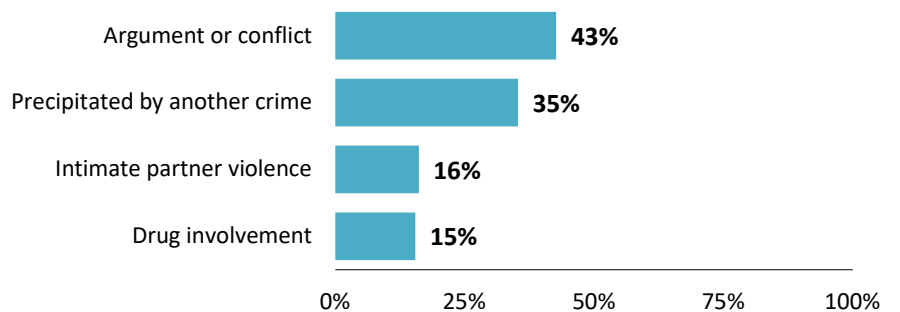


- The majority of homicides (78.0%) and suicides (45.4%) among Hispanic victims involved firearms.
- The second most common method of homicide was sharp instruments (8.9%).
- The second most common method of suicide was hanging, strangulation or suffocation (38.2%).

*Other includes fire/burns, falls, intentional neglect, person weapons and other methods

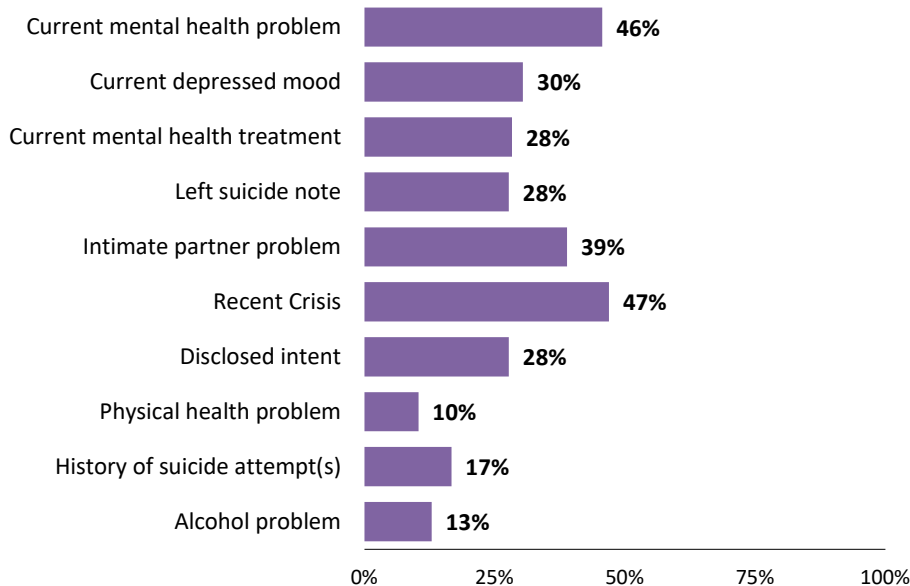
- Of all homicides among Hispanic victims with known circumstance information, two-fifths (42.7%) involved an argument or conflict.
- Another serious crime (e.g., robbery, burglary) precipitated 35.3% of homicides among Hispanics.
- Of these homicides victims, 16.2% involved intimate partner violence.

Homicide Circumstances* Among Hispanic Victims: NC-VDRS, 2013-2022



* Ninety percent (89.8%) of homicide cases had circumstance information.

Suicide Circumstances* Among Hispanic Victims: NC-VDRS, 2013-2022



* Ninety-two percent (92.2%) of suicide cases had circumstance information.

- Among Hispanic suicide victims with known circumstance information, 46.9% experienced a recent crisis.
- Over two-fifths (45.7%) of victims were characterized as having a current mental health problem and 30.4% were characterized as being depressed at the time of suicide.
- Twenty-eight percent (27.7%) of Hispanic suicide victims left a suicide note and 27.7% disclosed their suicide intent.
- Thirty-nine percent (38.9%) of Hispanic suicide victims experienced a recent problem with an intimate partner.

The North Carolina Violent Death Reporting System is supported by Cooperative Agreement 5NU17/CE002613-05-00 from the Centers for Disease Control and Prevention (CDC).

NCDHHS Division of Public Health / www.publichealth.nc.gov / Injury Epidemiology & Surveillance Unit/ 919-707-5425

NC Violent Death Reporting System / 919-707-5432


State of North Carolina / Department of Health and Human Services / www.ncdhhs.gov

NCDHHS is an equal opportunity employer and provider.

2022 FINAL DATA 7/11/2024

Please see the NC-VDRS 2022 Annual Report for additional data and technical information:

<https://www.injuryfreenc.ncdhhs.gov/DataSurveillance/ViolentDeathData.htm>



NC DEPARTMENT OF
**HEALTH AND
HUMAN SERVICES**
Division of Public Health
Injury and Violence Prevention Branch

