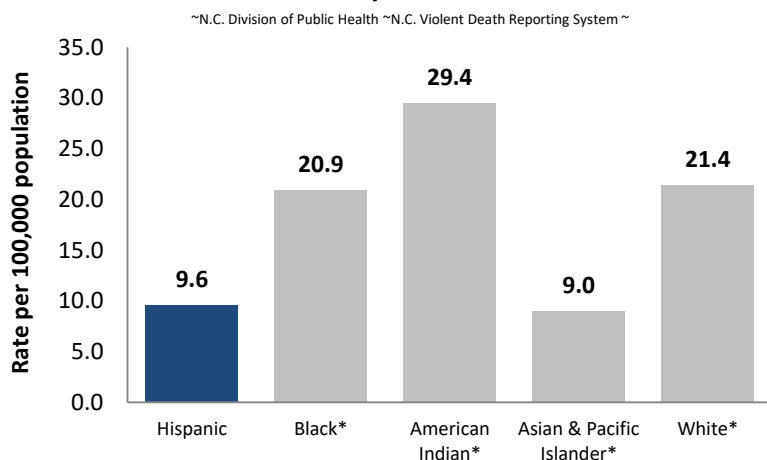


VIOLENT DEATHS AMONG HISPANICS IN NORTH CAROLINA: 2008-2017

The North Carolina Violent Death Reporting System (NC-VDRS) is a CDC-funded statewide surveillance system that collects detailed information on deaths that occur in North Carolina resulting from violence: homicide, suicide, unintentional firearm deaths, legal intervention and deaths for which intent could not be determined. NC-VDRS is a multi-source system that gathers information from death certificates, medical examiner reports and law enforcement reports. The goal of this system is to aid researchers, legislators, and community interest groups in the development of public health prevention strategies to reduce violent deaths. NC-VDRS began collecting data in January 2004. This document summarizes all deaths from violence among Hispanic residents for the years 2008-2017.

Violent Death Rate by Race: NC-VDRS, 2008-2017

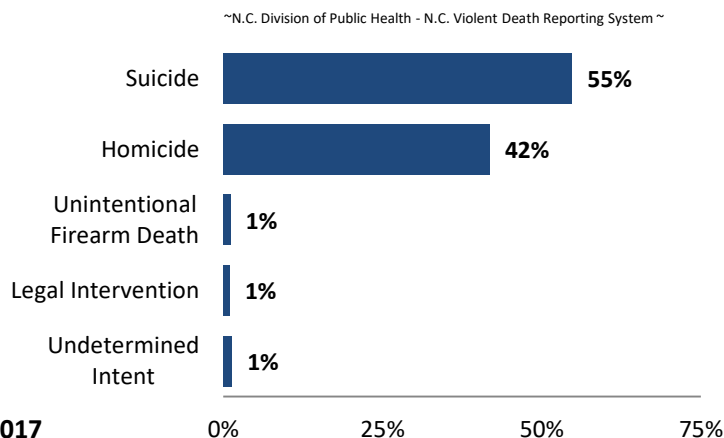


* Non-Hispanic

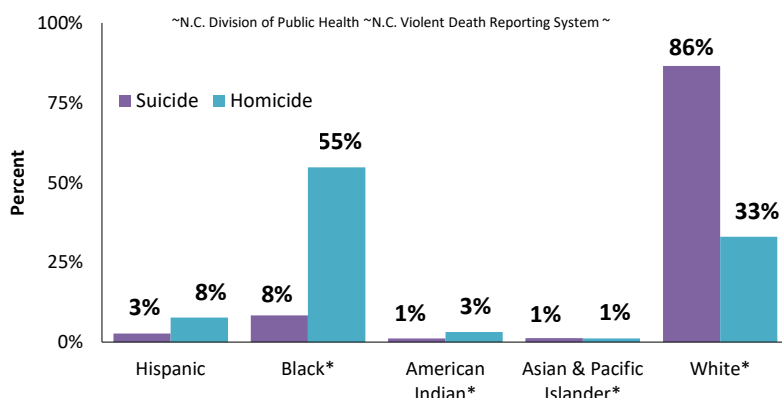
- For the year 2017, there were 972,288 Hispanics living in North Carolina, accounting for 9.5% of the state's population.
- Hispanics had the second lowest rate of violent death by race in North Carolina (9.6 per 100,000 population) from 2008 to 2017.

- From 2008 to 2017, 811 Hispanic residents in North Carolina died by violence.
- There were 339 homicides (41.8%), 444 suicides (54.7%), nine unintentional firearm deaths (1.1%), eight deaths due to legal interventions (1.0%), and 11 deaths of undetermined intent (1.4%).

Manner of Death Among Hispanics: NC-VDRS 2008-2017



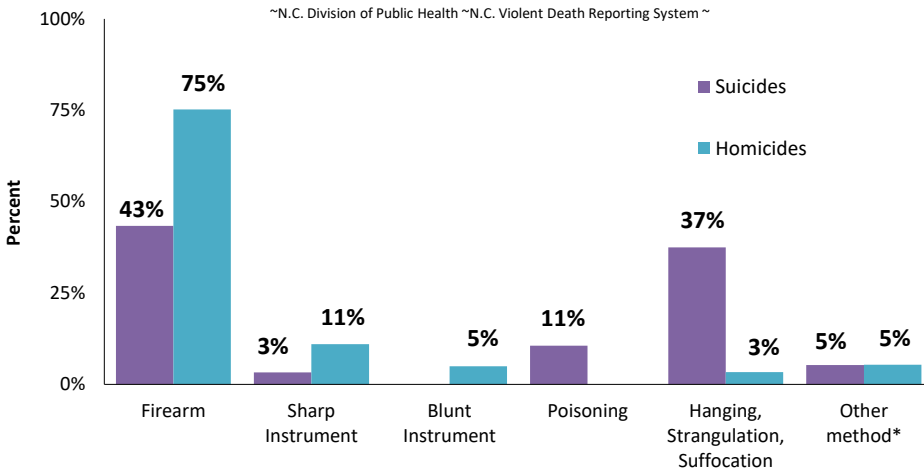
Manner of Death by Race: NC-VDRS, 2008-2017



* Non-Hispanic

- Hispanics accounted for 7.7% of all homicides and 2.7% of all suicides, across all racial groups in North Carolina from 2008 to 2017.
- In contrast, NH Blacks accounted for 54.8% of all homicides and 8.4% of all suicides, across all racial groups in North Carolina from 2008 to 2017.

Method of Death Among Hispanics: NC-VDRS, 2008-2017



- The majority of homicides (75.2%) and suicides (43.4%) among Hispanics were committed using firearms.

- The second most common method of homicide among Hispanics was sharp instruments (11.0%).

- The second most common method of suicide was hanging, strangulation or suffocation (37.5%).

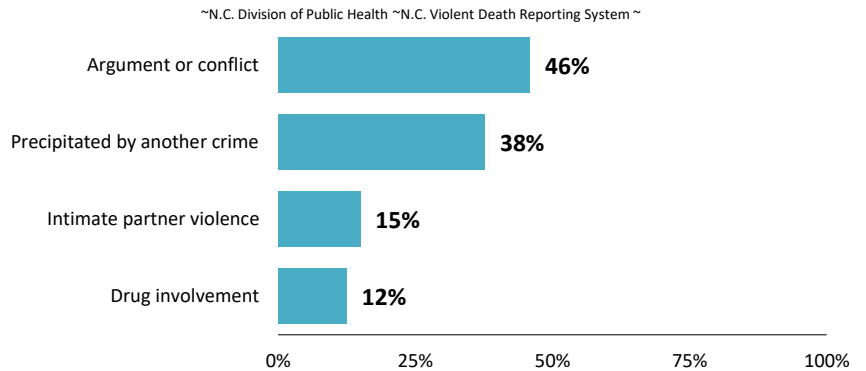
*Other includes fire/burns, falls, intentional neglect, personal weapons and other methods.

- Of all homicides among Hispanics with known circumstance information, almost half (45.9%) involved an argument or conflict.

- Another serious crime (e.g., robbery, burglary) precipitated 37.7% of homicides among Hispanics.

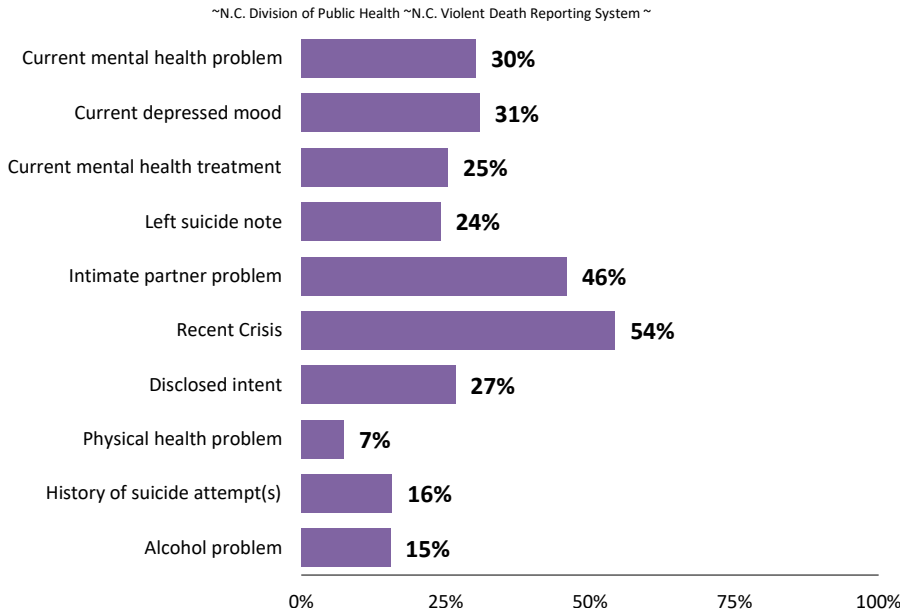
- Of these homicides, 15% involved intimate partner violence.

Homicide Circumstances* Among Hispanics, 2008-2017



* 90.3% of homicide cases had circumstance information.

Suicide Circumstances* Among Hispanics, 2008-2017



* 91.7% of suicide cases had circumstance information.

- Among Hispanics suicide victims with known circumstance information, 30.2% were characterized as having a current mental health problem and 30.9% were characterized as being depressed at the time of suicide.

- Nearly one-quarter (24.1%) of Hispanics suicide victims left a suicide note and 26.7% disclosed their intent to complete suicide.

- Nearly half (46%) of Hispanics suicide victims experienced a recent problem with an intimate partner.

The North Carolina Violent Death Reporting System is supported by Cooperative Agreement 5NU17/CE002613-05-00 from the Centers for Disease Control and Prevention (CDC).



N.C. Division of Public Health / www.publichealth.nc.gov / Injury Epidemiology & Surveillance Unit / 919-707-5425
 N.C. Violent Death Reporting System / 919-707-5432
 State of North Carolina / Department of Health and Human Services / www.ncdhhs.gov
 N.C. DHHS is an equal opportunity employer and provider. 2017 FINAL DATA 5/19

Please see the NC-VDRS 2017 Annual Report for additional data and technical information.