

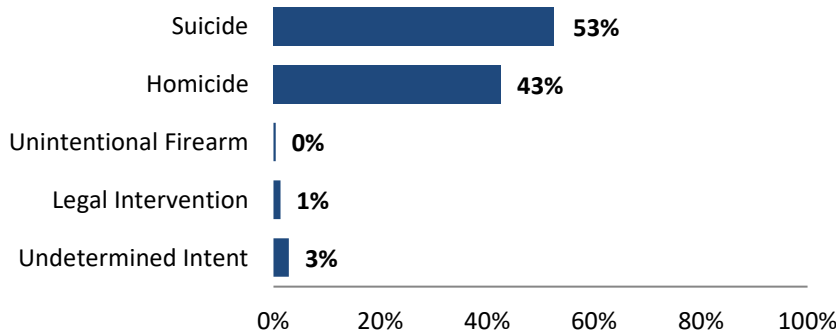
# NC Violent Death Reporting System

## VIOLENT DEATH IN NORTH CAROLINA: GUILFORD COUNTY INCIDENTS, 2011-2020

The North Carolina Violent Death Reporting System (NC-VDRS) is a CDC-funded statewide surveillance system that collects detailed information on violent deaths that occur in North Carolina, including: homicide, suicide, unintentional firearm deaths, legal intervention, and deaths of undetermined intent. NC-VDRS triangulates information from death certificates, medical examiner reports, and law enforcement reports to understand and aid in the prevention of violent deaths. Data reported in this document are based on the county where the death occurred rather than county of residence<sup>1</sup>. For more information, please visit <https://www.injuryfreenc.ncdhhs.gov/About/ncVDRS.htm>.

<sup>1</sup>The occurrent ratio is used instead of the rate. This statistic is derived from the total number of violent deaths resulting from injuries in a specified geographic region divided by the number of residents in the region.

### Manner of Death: Guilford County, NC: NC-VDRS, 2011-2020\*



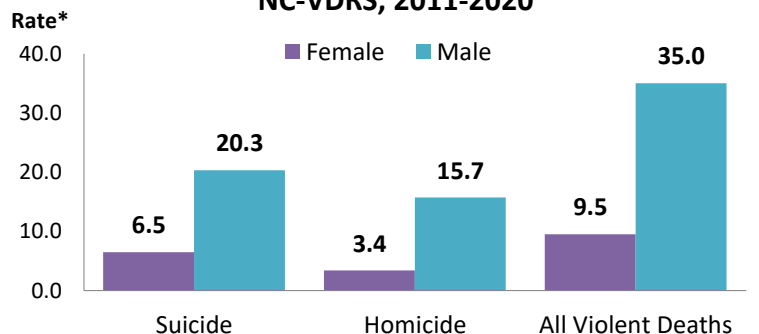
- For the years 2011-2020, there were 1122 violent deaths from injuries sustained in Guilford County. Of these 1122 deaths, 1092 were NC residents (97.3%) and 1000 were Guilford County residents (89.1%).

- There were 590 suicides (52.6%), 479 homicides (42.7%), five unintentional firearm deaths (0.4%), 15 deaths from legal intervention (1.3%), and 33 deaths of undetermined intent (2.9%).

\*Based on the county of injury occurrence.

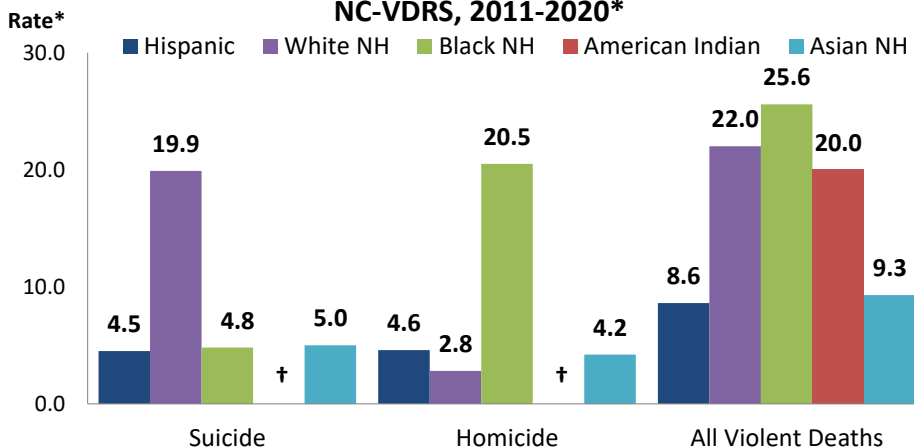
- In Guilford County, the suicide ratio was 3.1 times higher in males than in females, and the homicide ratio was 4.6 times higher in males than in females.

### Manner of Death by Sex: Guilford County, NC: NC-VDRS, 2011-2020\*



\*Rate per 100,000 based on county of injury occurrence.

### Manner of Death by Race/Ethnicity: Guilford County, NC: NC-VDRS, 2011-2020\*



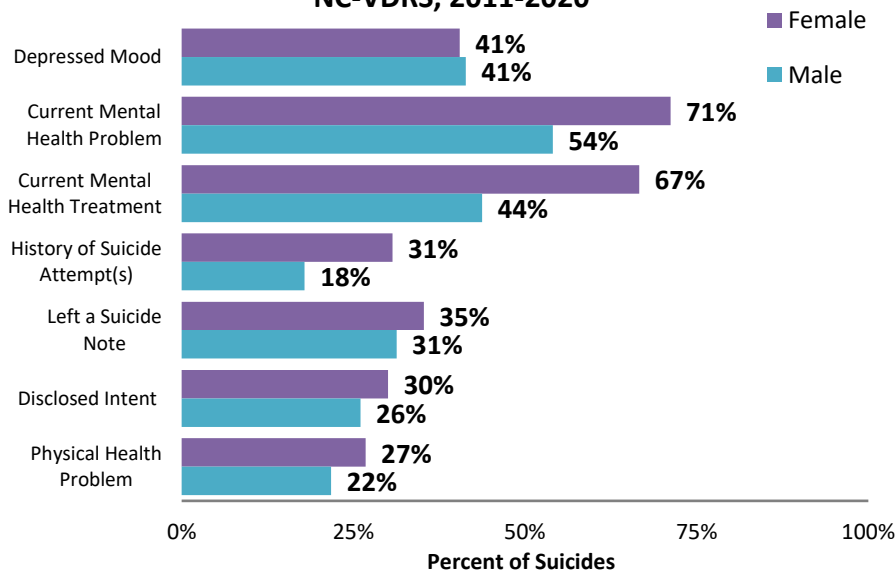
\*Rate per 100,000 based on the county of injury occurrence. † Rate suppressed, 1-4 deaths. Chart excludes four deaths of unknown or other race/ethnicity.

- The suicide rate was highest among non-Hispanic (NH) white victims (19.9 suicides per 100,000 population) followed by NH Asian victims (5.0 per 100,000).

- In contrast, the homicide rate was highest among NH Black victims (20.5 per 100,000 population) followed by Hispanic victims (4.6 per 100,000).

- Suicides and homicides displayed dissimilar age patterns. However, both homicides and suicides peaked among those aged 25-34 with 24.0 homicides per 100,000 and 15.7 suicides per 100,000.
- Over three quarters of homicides (79.5%) and more than half of suicides (53.1%) involved firearms.
- Suspicion of intoxication was reported in 21.5% of homicides and in 29.7% of suicides.
- For homicide incidents where one or more suspects were identified, the relationship of the victim to the suspect was known (current or former spouse/boyfriend/girlfriend, family, friend or acquaintance) more frequently for female (70.7%) than for male (44.7%) victims.

### Circumstances of Suicides: Guilford County, NC: NC-VDRS, 2011-2020\*



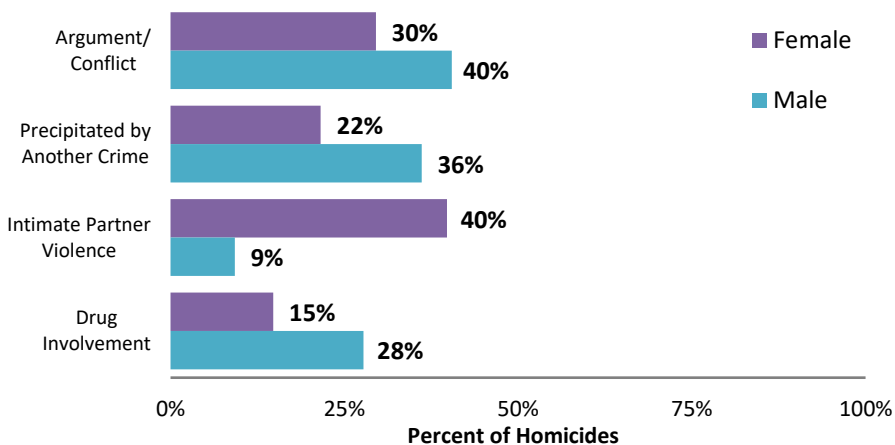
- Forty-one percent (41.4%) of male and 40.5% of female Guilford County suicide victims with circumstance information were characterized as being currently depressed when they died by suicide.

- Seventy-one percent (71.2%) of female and 54.1% of male suicide victims were characterized as having a current mental health problem.

- Females (30.7%) were more likely to have attempted suicide in the past as compared to males (17.9%).

\*Based on the county of injury occurrence, 96.8% of cases had circumstance information. Three females and 16 males were missing circumstance information.

### Circumstances of Homicides: Guilford County, NC: NC-VDRS, 2011-2020\*



- Arguments or conflicts were more likely to be a contributing factor for male homicides (40.5%) than for female homicides (29.6%).

- Twenty-two percent (21.6%) of female homicides and 36.1% of male homicides were precipitated by another crime such as robbery, burglary, or drug trafficking.


- Intimate partner violence was a contributing factor in 39.8% of female homicides, but only 9.3% of male homicides.

\*Based on the county of injury occurrence, 90.6% of cases had circumstance information. Four females and 41 males were missing circumstance information.

The North Carolina Violent Death Reporting System is supported by Cooperative Agreement 5 NU17CE924955-02-00 with Centers for Disease Control and Prevention (CDC).

NC Division of Public Health / [www.publichealth.nc.gov](http://www.publichealth.nc.gov) / Injury Epidemiology & Surveillance Unit/ 919-707-5425  
NC Violent Death Reporting System / 919-707-5432

State of North Carolina / Department of Health and Human Services / [www.ncdhhs.gov](http://www.ncdhhs.gov)  
NC DHHS is an equal opportunity employer and provider.  
2020 FINAL DATA 6/20/2022



NC DEPARTMENT OF  
**HEALTH AND  
HUMAN SERVICES**  
Division of Public Health



Please see the NC-VDRS 2020 Annual Report for additional data and technical information.