

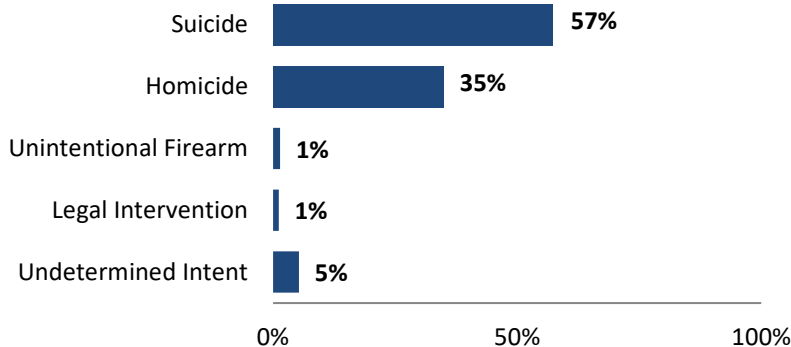
NC Violent Death Reporting System

VIOLENT DEATH IN NORTH CAROLINA: FORSYTH COUNTY INCIDENTS, 2012-2021

The North Carolina Violent Death Reporting System (NC-VDRS) is a CDC-funded statewide surveillance system that collects detailed information on violent deaths that occur in North Carolina, including homicide, suicide, unintentional firearm deaths, legal intervention, and deaths of undetermined intent. NC-VDRS triangulates information from death certificates, medical examiner reports, and law enforcement reports to understand and aid in the prevention of violent deaths. Data reported in this document are based on the county where the death occurred rather than county of residence.¹ For more information, please visit <https://www.injuryfreenc.ncdhhs.gov/About/ncVDRS.htm>.

¹The occurrent ratio is used instead of the rate. This statistic is derived from the total number of violent deaths resulting from injuries in a specified geographic region divided by the number of residents in the region.

Manner of Death: Forsyth County, NC: NC-VDRS, 2012-2021*



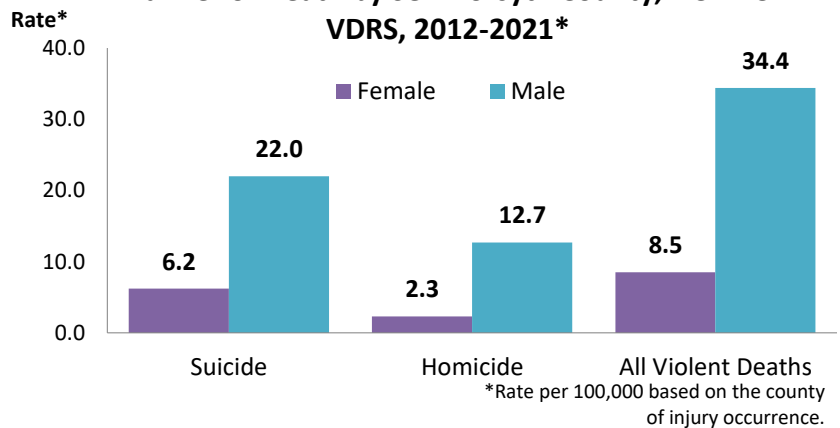
- For the years 2012-2021, there were 775 violent deaths from injuries sustained in Forsyth County. Of these 775 deaths, 767 were NC residents (99.0%) and 709 were Forsyth County residents (91.5%).

- There were 443 suicides (57.2%), 271 homicides (35.0%), 11 unintentional firearm deaths (1.4%), nine deaths from legal intervention (1.2%), and 41 deaths of undetermined intent (5.3%).

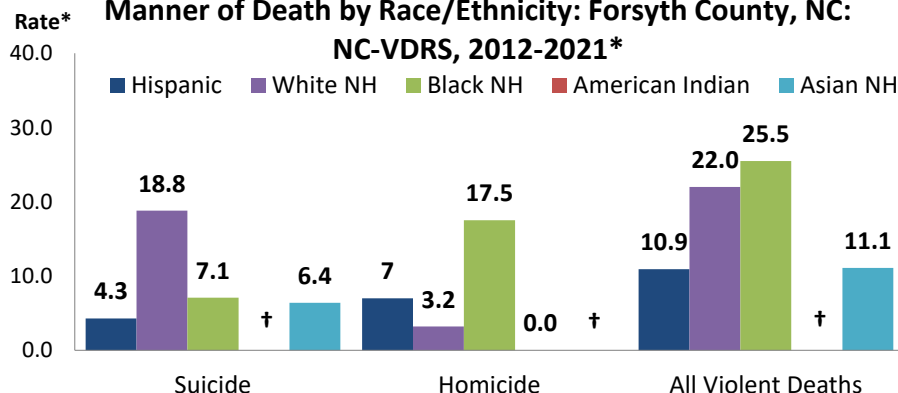
*Based on the county of injury occurrence.

- In Forsyth County, the suicide ratio was 3.5 times higher in males than in females, and the homicide ratio was 5.5 times higher in males than females.

Manner of Death by Sex: Forsyth County, NC: NC-VDRS, 2012-2021*



Manner of Death by Race/Ethnicity: Forsyth County, NC: NC-VDRS, 2012-2021*



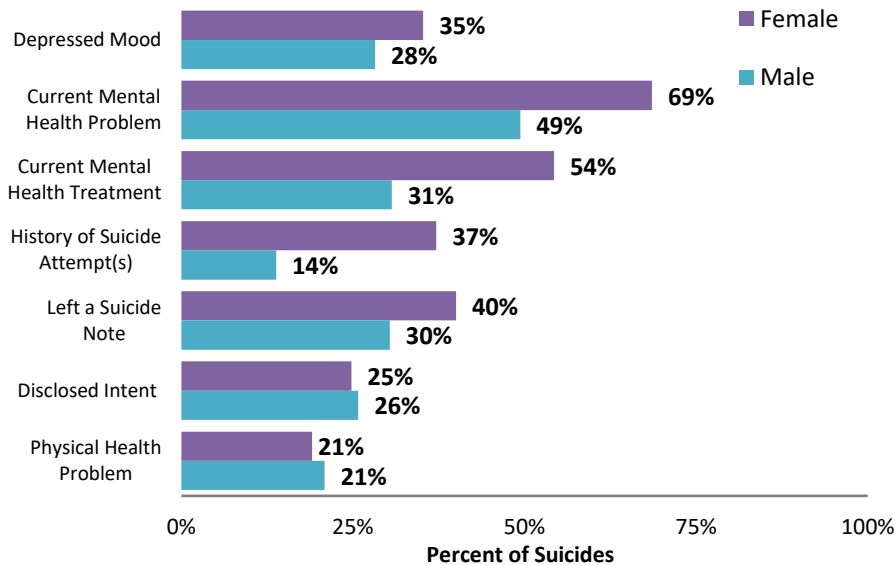
- The suicide rate was highest among non-Hispanic (NH) white victims (18.8 suicides per 100,000 population) followed by NH Black victims (7.1 per 100,000).

- In contrast, the homicide rate was highest among NH Black victims (17.5 per 100,000 population) followed by Hispanic victims (7.0 per 100,000).

*Rate per 100,000 based on the county of injury occurrence. † Rate suppressed, 1-4 deaths. Chart excludes one deaths of unknown or other race/ethnicity.

- Suicides and homicides displayed dissimilar age patterns. Homicide rates peaked among those aged 20-24 with 16.3 homicides per 100,000, while suicide rates peaked among those aged 55-64 with 20.5 suicides per 100,000.
- Three quarters of homicides (77.5%) and more than half of suicides (55.3%) involved firearms.
- Suspicion of intoxication was reported in 22.5% of homicides and 21.2% of suicides.
- For homicide incidents where one or more suspects were identified, the relationship of the victim to the suspect was known (current or former spouse/boyfriend/girlfriend, family, friend or acquaintance) more frequently for female (78.3%) than for male (53.3%) victims.

**Circumstances of Suicides: Forsyth County, NC:
NC-VDRS, 2012-2021***



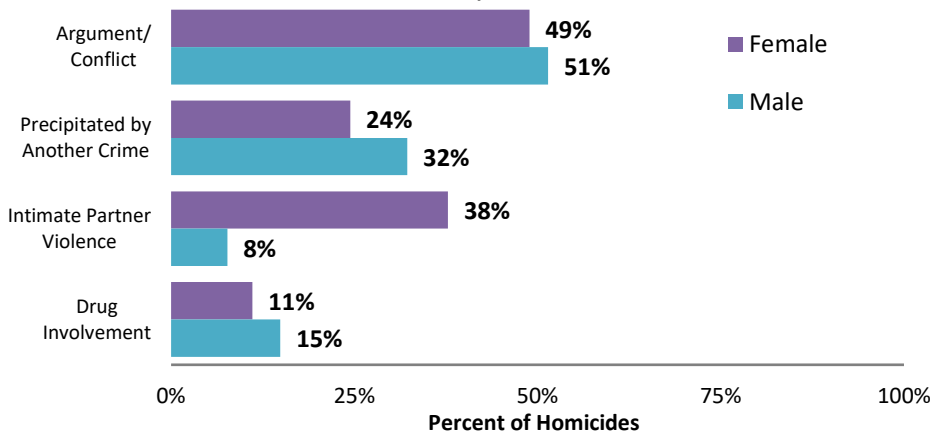
*Based on the county of injury occurrence, 97.3% of cases had circumstance information. Two females and 10 males were missing circumstance information.

- Twenty-eight percent (28.2%) of male and 35.2% of female Forsyth County suicide victims with circumstance information were characterized as being currently depressed when they died by suicide.

- Sixty-nine percent (68.6%) of female and 49.4% of male suicide victims were characterized as having a current mental health problem.

- Females (37.1%) were more likely to have attempted suicide in the past as compared to males (13.8%).

**Circumstances of Homicides: Forsyth County, NC:
NC-VDRS, 2012-2021***



*Based on the county of injury occurrence, 93.4% of cases had circumstance information. One female and 17 males were missing circumstance information.

- Arguments or conflicts were more likely to be a contributing factor for male homicides (51.4%) than for female homicides (48.9%).

- Twenty-five percent (24.4%) of female homicides and 32.2% of male homicides were precipitated by another crime such as robbery, burglary, or drug trafficking.

- Intimate partner violence was a contributing factor in 37.8% of female homicides, but only 7.7% of male homicides.

The North Carolina Violent Death Reporting System is supported by Cooperative Agreement 5 NU17CE924955-02-00 from the Centers for Disease Control and Prevention (CDC).

Division of Public Health / www.publichealth.nc.gov / Injury Epidemiology & Surveillance Unit/ 919-707-5425
NC Violent Death Reporting System / 919-707-5432

State of North Carolina / Department of Health and Human Services / www.ncdhhs.gov
NCDHHS is an equal opportunity employer and provider.
2021 FINAL DATA 8/14/2023



NC DEPARTMENT OF
**HEALTH AND
HUMAN SERVICES**
Division of Public Health
Injury and Violence Prevention Branch



Please see the NC-VDRS 2021 Annual Report for additional data and technical information.