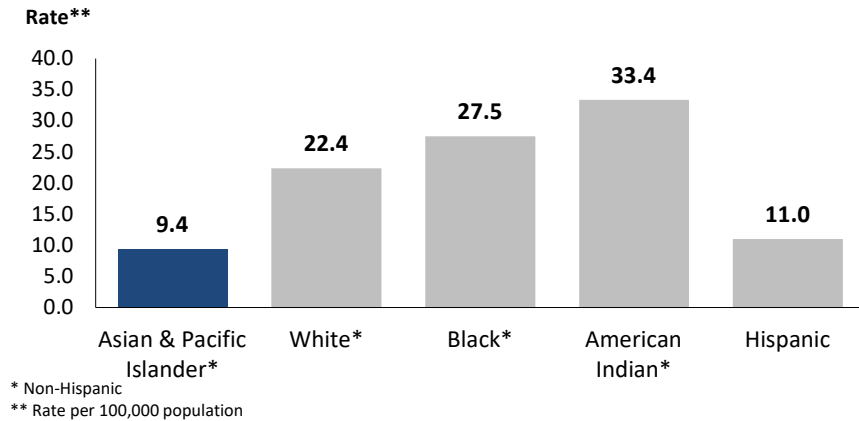


NC Violent Death Reporting System

VIOLENT DEATHS AMONG ASIANS AND PACIFIC ISLANDER RESIDENTS IN NORTH CAROLINA: 2013-2022

The North Carolina Violent Death Reporting System (NC-VDRS) is a CDC-funded statewide surveillance system that collects detailed information on violent deaths that occur in North Carolina including: homicide, suicide, unintentional firearm deaths, legal intervention, and deaths of undetermined intent. NC-VDRS triangulates information from death certificates, medical examiner reports, and law enforcement reports to understand and aid in the prevention of violent deaths. For more information, please visit <https://www.injuryfreenc.ncdhhs.gov/About/ncVDRS.htm>.

Violent Death Rate by Race/Ethnicity: NC-VDRS, 2013-2022

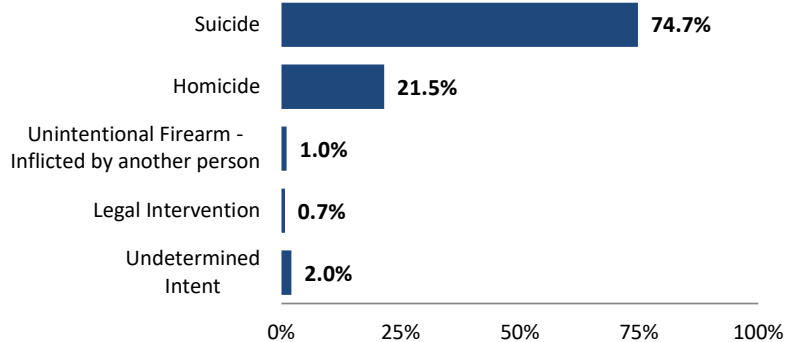


- For the year 2022, there were 378,147 non-Hispanic (NH) Asian and Pacific Islander residents living in North Carolina, accounting for 3.5% of the state's population.

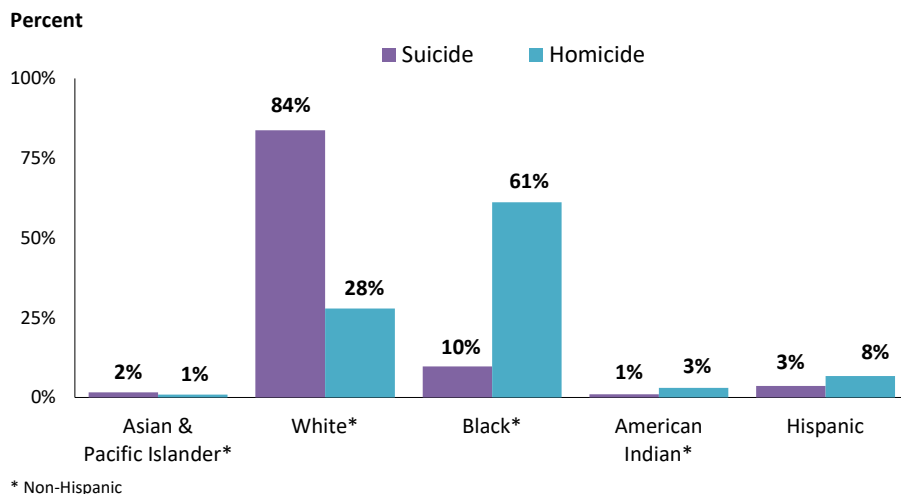
- NH Asian and Pacific Islander victims had the lowest rate of violent death by race/ethnicity in North Carolina for the years 2013-2022 (9.4 per 100,000 population).

- From 2013 to 2022, 293 NH Asian and Pacific Islander residents died by violence.
- There were 63 homicides (21.5%), 219 suicides (74.7%), three unintentional firearm deaths (1.0%), two deaths due to legal interventions (0.7%), and six deaths of undetermined intent (2.1%) among NH Asian and Pacific Islander residents.
- Male NH Asian and Pacific Islander residents were over two times more likely to die by violence than females from 2013 to 2022 (70.3% versus 29.7%).

Manner of Death Among NH Asians & Pacific Islander Victims: NC-VDRS, 2013-2022



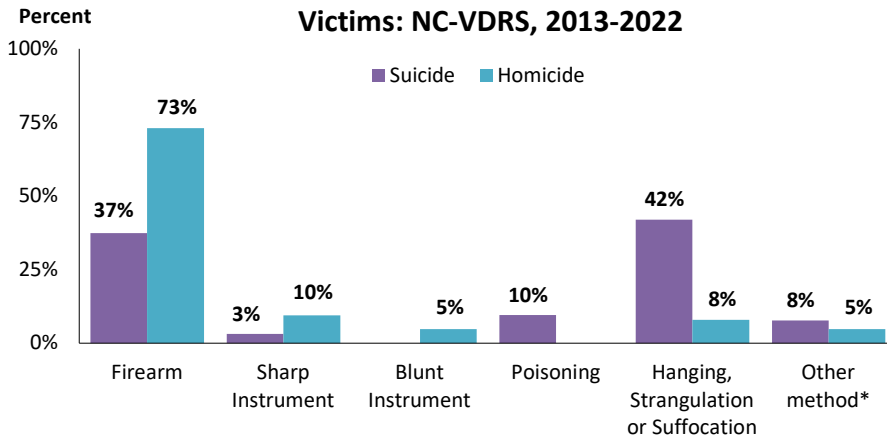
Manner of Death by Race/Ethnicity, NC-VDRS, 2013-2022



- NH Asian and Pacific Islander victims accounted for 0.9% of all homicide and 1.6% of all suicide victims, across all racial groups in North Carolina from 2013 to 2022.

- In contrast, NH White victims accounted for 83.8% of all suicides, and NH Black victims accounted for 61.2% of all homicides, across all racial groups in North Carolina from 2013 to 2022.

Method of Death Among NH Asian and Pacific Islander Victims: NC-VDRS, 2013-2022



- The majority of homicides (73.0%) among NH Asian and Pacific Islander victims involved firearms.
- The second most common method of homicide was sharp instruments (9.5%).
- The most common method of suicide was hanging, strangulation or suffocation (42.0%), followed by those involving firearms (37.4%).

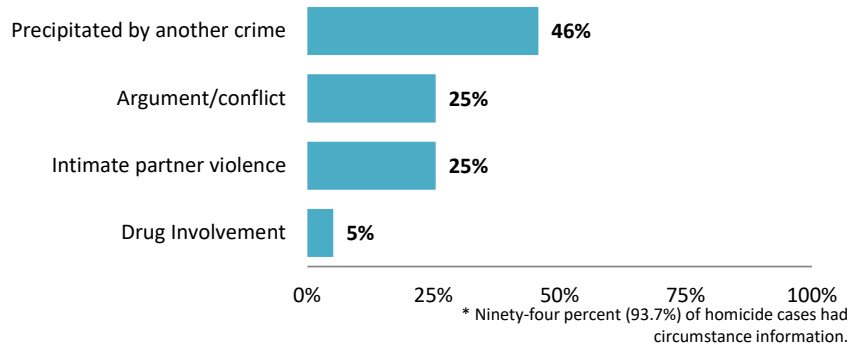
* Other includes fire/burns, falls, intentional neglect, personal weapons and other methods

- Of all homicides among NH Asian and Pacific Islander victims with known circumstance information, over two-fifths (45.8%) of these were precipitated by another serious crime (e.g., robbery, burglary).

- An argument or conflict precipitated 25.4% of homicides among NH Asian and Pacific Islander victims.

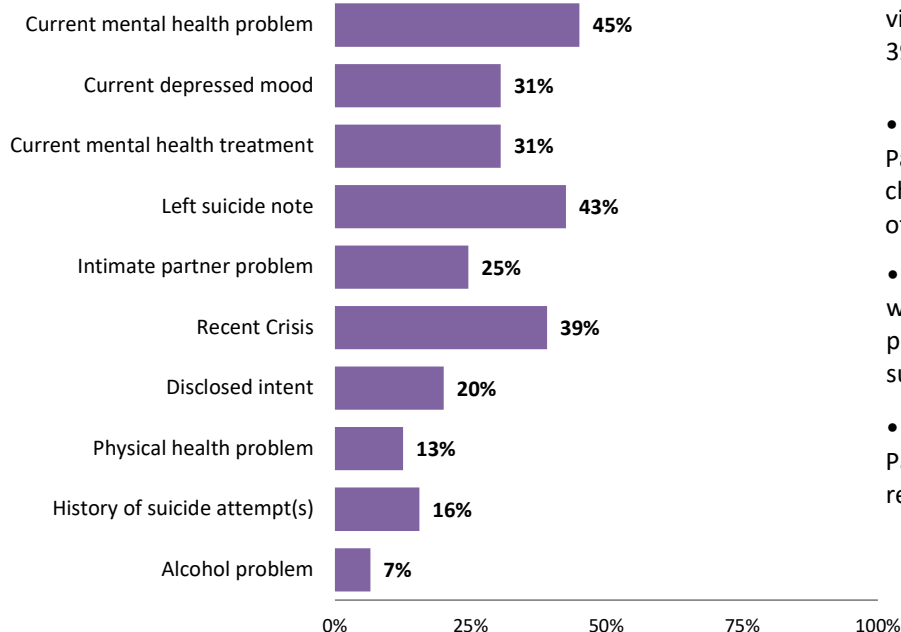
- Among NH Asian and Pacific Islander homicide victims, 25.4% were related to intimate partner violence.

Homicide Circumstances* Among NH Asians & Pacific Islander Victims: NC-VDRS, 2013-2022



* Ninety-four percent (93.7%) of homicide cases had circumstance information.

Suicide Circumstances* Among NH Asians & Pacific Islander Victims: NC-VDRS, 2013-2022



* Ninety-one percent (91.3%) of suicide cases had circumstance information.

- Among NH Asian and Pacific Islander suicide victims with known circumstance information, 39.0% experienced a recent crisis.

- Nearly one-third (30.5%) of NH Asian and Pacific Islander suicide victims were characterized as being depressed at the time of suicide.

- Almost one-third (30.5%) of suicide victims were receiving treatment for a mental health problem, and 20.0% disclosed their intent of suicide.

- Twenty-five percent (24.5%) of NH Asian and Pacific Islander suicide victims experienced a recent problem with an intimate partner.

The North Carolina Violent Death Reporting System is supported by Cooperative Agreement 5NU17/CE002613-05-00 from the Centers for Disease Control and Prevention (CDC).

NCDHHS Division of Public Health / www.publichealth.nc.gov / Injury Epidemiology & Surveillance Unit/ 919-707-5425

NC Violent Death Reporting System / 919-707-5432

State of North Carolina / Department of Health and Human Services / www.ncdhhs.gov

NCDHHS is an equal opportunity employer and provider.

2022 FINAL DATA 7/11/2024

Please see the NC-VDRS 2022 Annual Report for additional data and technical information:

<https://www.injuryfreenc.ncdhhs.gov/DataSurveillance/ViolentDeathData.htm>



NC DEPARTMENT OF
**HEALTH AND
HUMAN SERVICES**
Division of Public Health
Injury and Violence Prevention Branch

