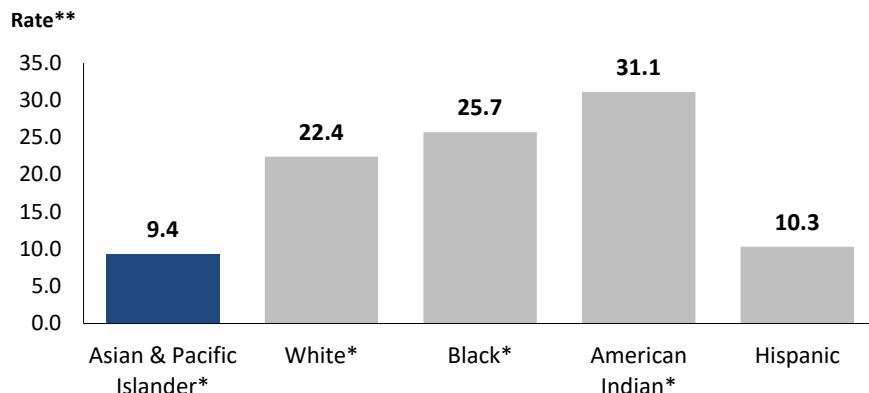


# NC Violent Death Reporting System

## VIOLENT DEATHS AMONG ASIANS AND PACIFIC ISLANDER RESIDENTS IN NORTH CAROLINA: 2012-2021

The North Carolina Violent Death Reporting System (NC-VDRS) is a CDC-funded statewide surveillance system that collects detailed information on violent deaths that occur in North Carolina including: homicide, suicide, unintentional firearm deaths, legal intervention, and deaths of undetermined intent. NC-VDRS triangulates information from death certificates, medical examiner reports, and law enforcement reports to understand and aid in the prevention of violent deaths. For more information, please visit <https://www.injuryfreenc.ncdhhs.gov/About/ncVDRS.htm>.

### Violent Death Rate by Race/Ethnicity: NC-VDRS, 2012-2021

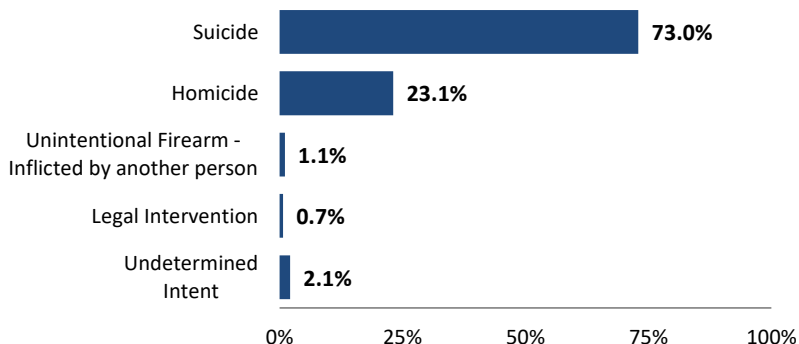


- For the year 2021, there were 359,006 non-Hispanic (NH) Asian and Pacific Islander residents living in North Carolina, accounting for 3.4% of the state's population.
- NH Asian and Pacific Islander victims had the lowest rate of violent death by race/ethnicity in North Carolina for the years 2012-2021 (9.4 per 100,000 population).

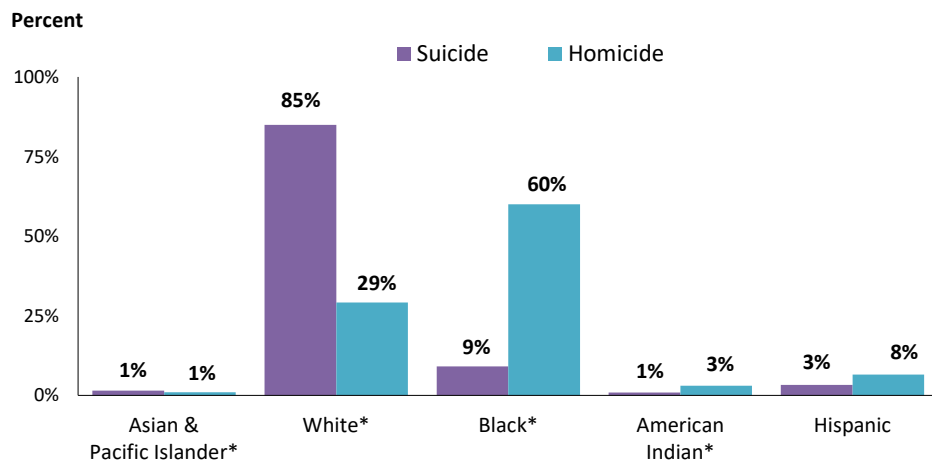
\* Non-Hispanic  
\*\* Rate per 100,000 population

- From 2012 to 2021, 281 NH Asian and Pacific Islander residents died by violence.
- There were 65 homicides (23.1%), 205 suicides (73.0%), three unintentional firearm deaths (0.7%), two deaths due to legal interventions (0.7%), and six deaths of undetermined intent (2.1%) among NH Asian and Pacific Islander residents.
- Male NH Asian and Pacific Islander residents were over two times more likely to die by violence than females from 2012 to 2021 (68.7% versus 31.3%).

### Manner of Death Among NH Asians & Pacific Islander Victims: NC-VDRS, 2012-2021



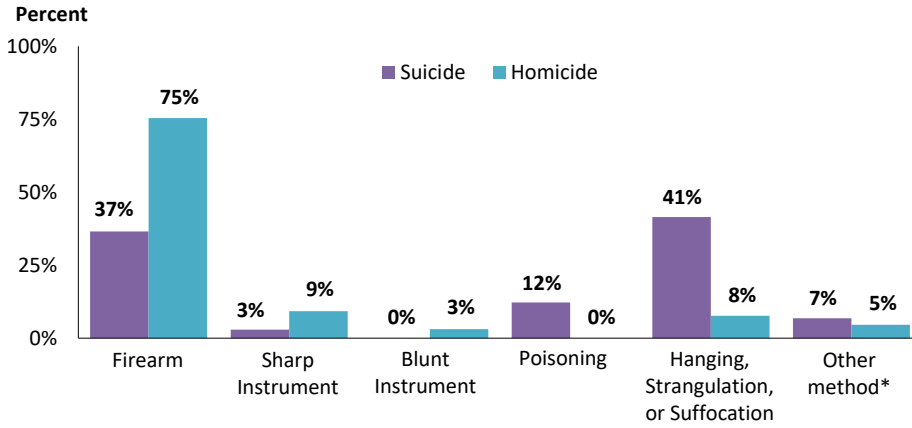
### Manner of Death by Race/Ethnicity, NC-VDRS, 2012-2021



- NH Asian and Pacific Islander victims accounted for 1.0% of all homicide and 1.5% of all suicide victims, across all racial groups in North Carolina from 2012 to 2021.
- In contrast, NH white victims accounted for 84.9% of all suicides, and NH Black victims accounted for 60.0% of all homicides, across all racial groups in North Carolina from 2012 to 2021.

\* Non-Hispanic

## Method of Death Among NH Asian and Pacific Islander



- The majority of homicides (75.4%) among NH Asian and Pacific Islander victims involved firearms.
- The second most common method of homicide was sharp instruments (9.2%).
- The most common method of suicide was hanging, strangulation or suffocation (41.5%), followed by those involving firearms (36.6%).

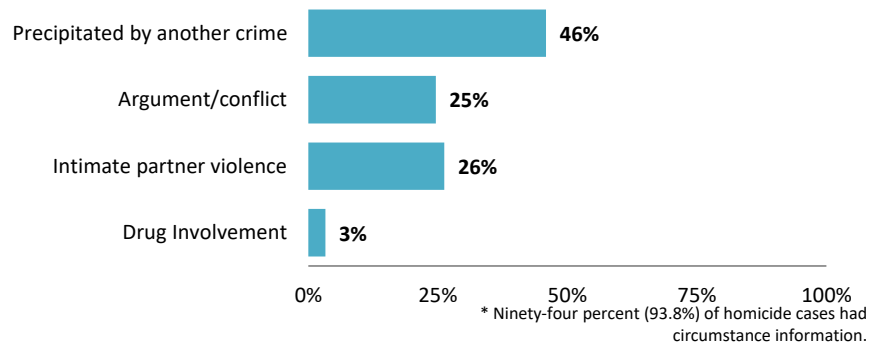
\* Other includes fire/burns, falls, intentional neglect, personal weapons and other methods

• Of all homicides among NH Asian and Pacific Islander victims with known circumstance information, two-fifths (45.9%) of these were precipitated by another serious crime (e.g., robbery, burglary).

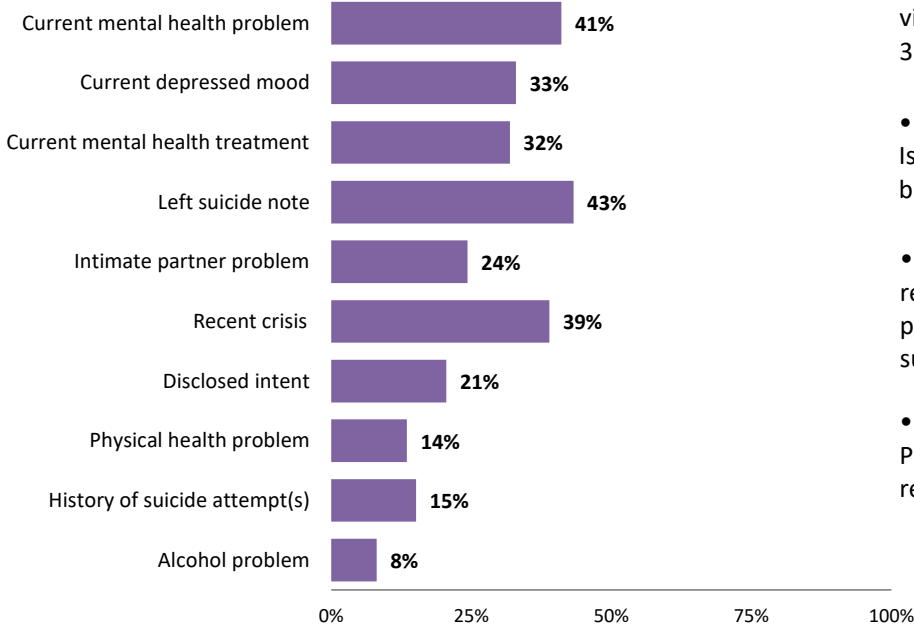
• An argument or conflict precipitated 24.6% of homicides among NH Asian and Pacific Islander victims.

• Among NH Asian and Pacific Islander homicide victims, 26.2% were related to intimate partner violence.

## Homicide Circumstances\* Among NH Asians & Pacific Islander Victims: NC-VDRS, 2012-2021



## Suicide Circumstances\* Among NH Asians & Pacific Islander Victims: NC-VDRS, 2012-2021



\* Ninety percent (90.2%) of suicide cases had circumstance information.

• Among NH Asian and Pacific Islander suicide victims with known circumstance information, 38.9% experienced a recent crisis.

• One-third (33.0%) of NH Asian and Pacific Islander suicide victims were characterized as being depressed at the time of suicide.

• One-third (31.9%) of suicide victims were receiving treatment for a mental health problem, and 20.5% disclosed their intent of suicide.

• Twenty-four percent (24.3%) of NH Asian and Pacific Islander suicide victims experienced a recent problem with an intimate partner.

The North Carolina Violent Death Reporting System is supported by Cooperative Agreement 5NU17/CE002613-05-00 from the Centers for Disease Control and Prevention (CDC).

NC Division of Public Health / [www.publichealth.nc.gov](http://www.publichealth.nc.gov) / Injury Epidemiology & Surveillance Unit / 919-707-5425  
NC Violent Death Reporting System / 919-707-5432

State of North Carolina / Department of Health and Human Services / [www.ncdhhs.gov](http://www.ncdhhs.gov)  
NCDHHS is an equal opportunity employer and provider.  
2021 FINAL DATA 8/14/2023

Please see the NC-VDRS 2021 Annual Report for additional data and technical information:

<https://www.injuryfreenc.ncdhhs.gov/DataSurveillance/ViolentDeathData.htm>



NC DEPARTMENT OF  
**HEALTH AND  
HUMAN SERVICES**  
Division of Public Health

**NORTH CAROLINA VIOLENT DEATH  
REPORTING SYSTEM**