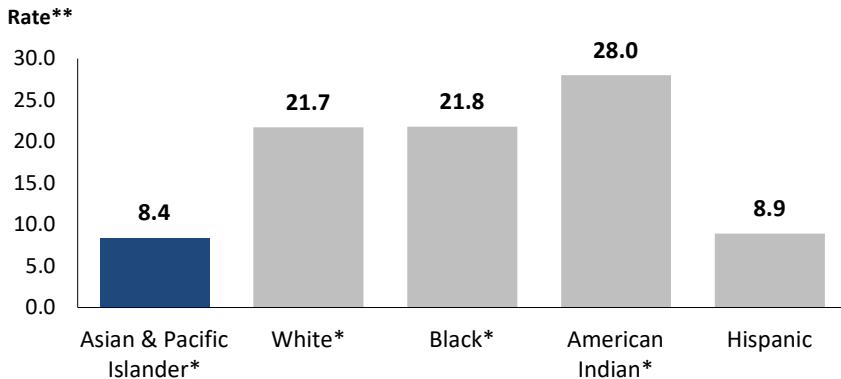


NC Violent Death Reporting System

VIOLENT DEATHS AMONG ASIANS AND PACIFIC ISLANDER RESIDENTS IN NORTH CAROLINA: 2010-2019

The North Carolina Violent Death Reporting System (NC-VDRS) is a CDC-funded statewide surveillance system that collects detailed information on violent deaths that occur in North Carolina including: homicide, suicide, unintentional firearm deaths, legal intervention, and deaths of undetermined intent. NC-VDRS triangulates information from death certificates, medical examiner reports, and law enforcement reports to understand and aid in the prevention of violent deaths. For more information, please visit <https://www.injuryfreenc.ncdhhs.gov/About/ncVDRS.htm>.

Violent Death Rate by Race/Ethnicity: NC-VDRS, 2010-2019

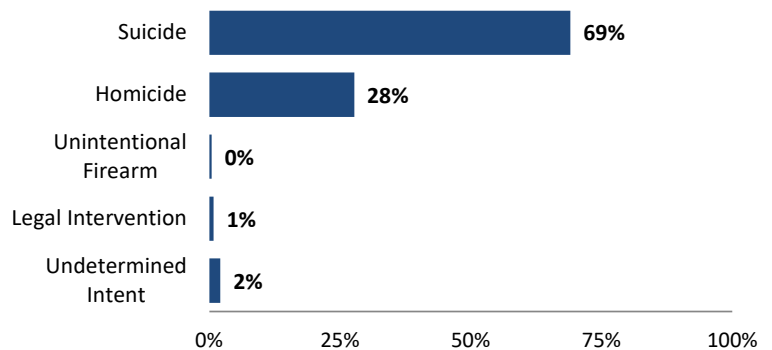


* Non-Hispanic
** Rate per 100,000 population

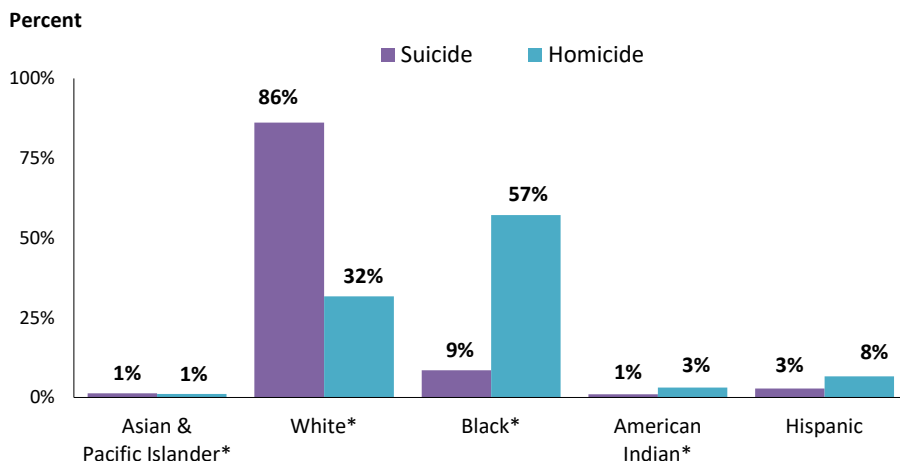
- For the year 2019, there were 348,968 non-Hispanic (NH) Asian and Pacific Islander residents living in North Carolina, accounting for 3.3% of the state's population.
- NH Asian and Pacific Islander victims had the lowest rate of violent death by race/ethnicity in North Carolina for the years 2010-2019 (8.4 per 100,000 population).

- From 2010 to 2019, 242 NH Asian and Pacific Islander residents died by violence.
- There were 67 homicides (27.7%), 167 suicides (69.0%), one unintentional firearm death (0.0%), two deaths due to legal interventions (0.8%), and five deaths of undetermined intent (2.1%) among NH Asian and Pacific Islander residents.
- Male NH Asian and Pacific Islander residents were more likely to die by violence than females from 2010 to 2019 (69.0% versus 31.0%).

Manner of Death Among NH Asians & Pacific Islander Victims: NC-VDRS, 2010-2019



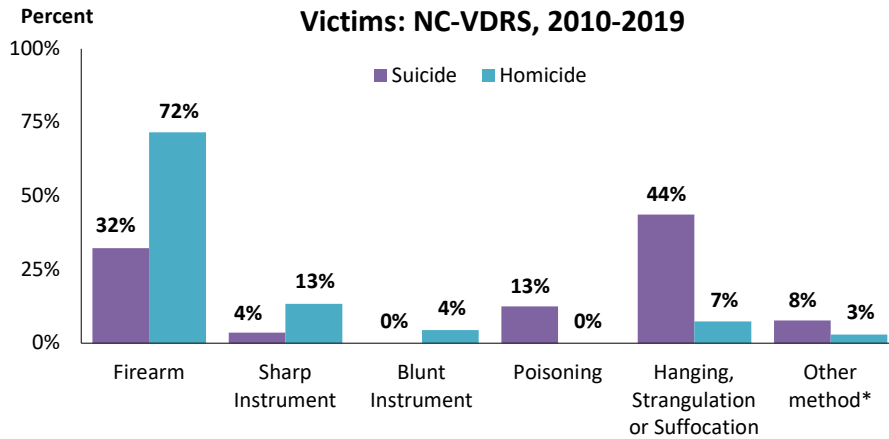
Manner of Death by Race/Ethnicity, NC-VDRS, 2010-2019



* Non-Hispanic

- NH Asian and Pacific Islander victims accounted for 1.1% of all homicide and 1.3% of all suicide victims, across all racial groups in North Carolina from 2010 to 2019.
- In contrast, NH white victims accounted for 86.2% of all suicides, and NH Black victims accounted for 57.2% of all homicides, across all racial groups in North Carolina from 2010 to 2019.

Method of Death Among NH Asian and Pacific Islander Victims: NC-VDRS, 2010-2019

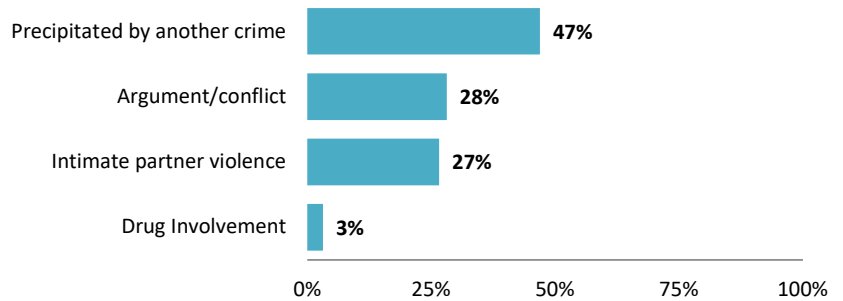


- The majority of homicides (71.6%) among NH Asian and Pacific Islander victims involved firearms.
- The second most common method of homicide was sharp instruments (13.4%).
- The most common method of suicide was hanging, strangulation or suffocation (43.7%), followed by those involving firearms (32.3%).

* Other includes fire/burns, falls, intentional neglect, personal weapons and other methods

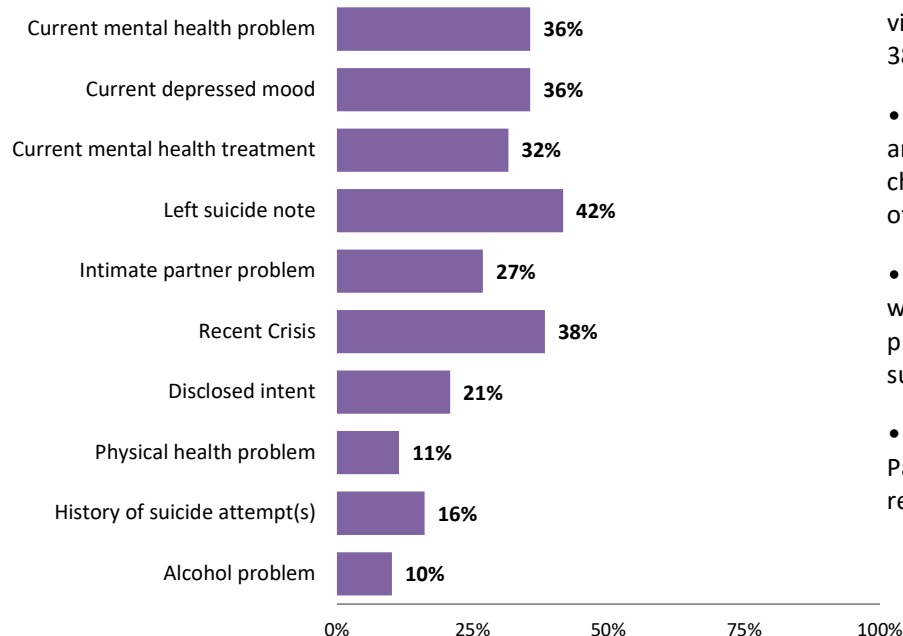
- Of all homicides among NH Asian and Pacific Islander victims with known circumstance information, almost half (46.9%) of these were precipitated by another serious crime (e.g., robbery, burglary).
- An argument or conflict precipitated 28.1% of homicides among NH Asian and Pacific Islander victims.
- Among homicides, 26.6% were related to intimate partner violence.

Homicide Circumstances* Among NH Asians & Pacific Islander Victims: NC-VDRS, 2010-2019



* Ninety-six percent (95.5%) of homicide cases had circumstance information.

Suicide Circumstances* Among NH Asians & Pacific Islander Victims: NC-VDRS, 2010-2019



* Eighty-nine percent (89.2%) of suicide cases had circumstance information.

- Among NH Asian and Pacific Islander suicide victims with known circumstance information, 38.3% experienced a recent crisis.
- More than one-third (35.6%) of NH Asian and Pacific Islander suicide victims were characterized as being depressed at the time of suicide.
- Almost one-third (31.5%) of suicide victims were receiving treatment for a mental health problem, and 20.8% disclosed their intent of suicide.
- Twenty-seven percent (26.8%) of NH Asian & Pacific Islander suicide victims experienced a recent problem with an intimate partner.

The North Carolina Violent Death Reporting System is supported by Cooperative Agreement 5NU17/CE002613-05-00 from the Centers for Disease Control and Prevention (CDC).

N.C. Division of Public Health / www.publichealth.nc.gov / Injury Epidemiology & Surveillance Unit/ 919-707-5425

N.C. Violent Death Reporting System / 919-707-5432


State of North Carolina / Department of Health and Human Services / www.ncdhhs.gov

N.C. DHHS is an equal opportunity employer and provider.

2019 FINAL DATA 8/16/21

Please see the NC-VDRS 2018 Annual Report for additional data and technical information:

<https://www.injuryfreenc.ncdhhs.gov/DataSurveillance/ViolentDeathData.htm>



NC DEPARTMENT OF
**HEALTH AND
HUMAN SERVICES**
Division of Public Health

