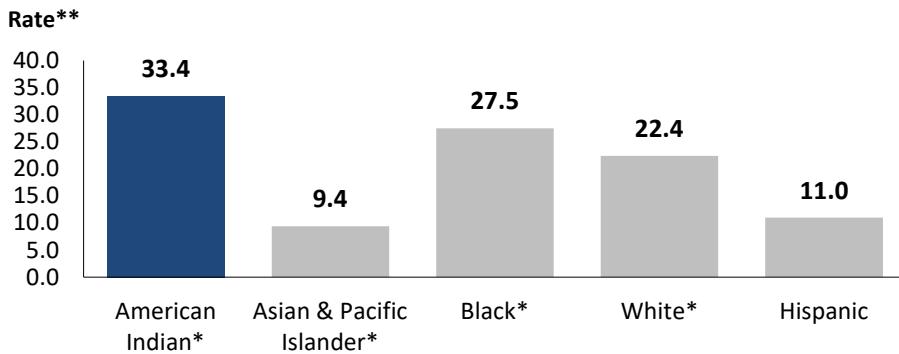


NC Violent Death Reporting System

VIOLENT DEATHS AMONG AMERICAN INDIAN RESIDENTS IN NORTH CAROLINA: 2013-2022

The North Carolina Violent Death Reporting System (NC-VDRS) is a CDC-funded statewide surveillance system that collects detailed information on violent deaths that occur in North Carolina including: homicide, suicide, unintentional firearm deaths, legal intervention, and deaths of undetermined intent. NC-VDRS triangulates information from death certificates, medical examiner reports, and law enforcement reports to understand and aid in the prevention of violent deaths. For more information, please visit <https://www.injuryfreenc.ncdhhs.gov/About/ncVDRS.htm>.

Violent Death Rate by Race/Ethnicity: NC-VDRS, 2013-2022

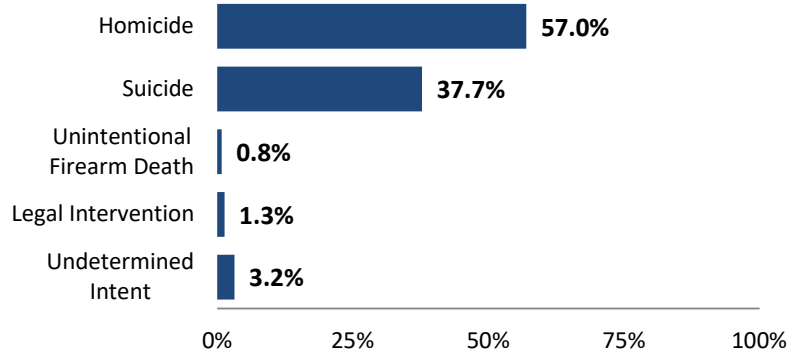


* Non-Hispanic
 ** Rate per 100,000 population

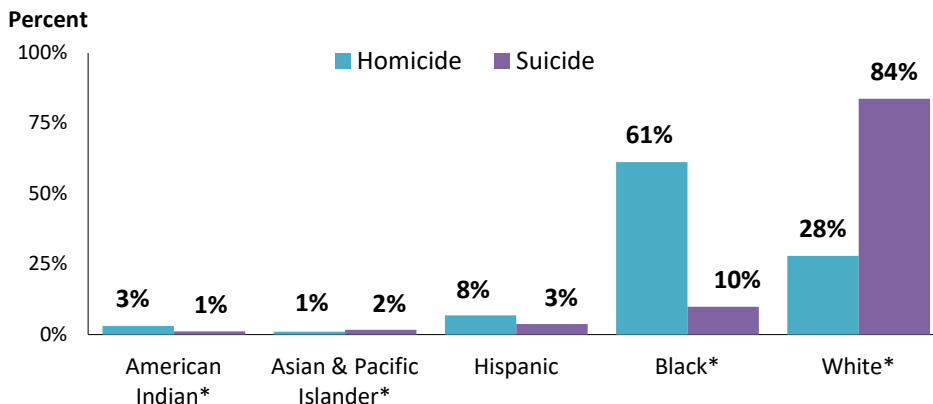
- For the year 2022, there were 111,183 non-Hispanic (NH) American Indian residents living in North Carolina, accounting for 1.0% of the state's population.
- NH American Indian victims had the highest rate of violent death by race in North Carolina for the years 2013-2022 (33.4 per 100,000 population).

- From 2013-2022, 379 NH American Indian residents in North Carolina died by violence.
- There were 216 homicides (57.0%), 143 suicides (37.7%), three unintentional firearm deaths (<1%), five deaths from legal interventions (1.3%), and 12 deaths of undetermined intent (3.2%) among NH American Indian residents.
- Male NH American Indian residents were more likely to die by violence than females from 2013 to 2022 (79.2% versus 20.8%).

Manner of Death Among NH American Indian Victims: NC-VDRS, 2013-2022



Manner of Death by Race/Ethnicity: NC-VDRS, 2013-2022

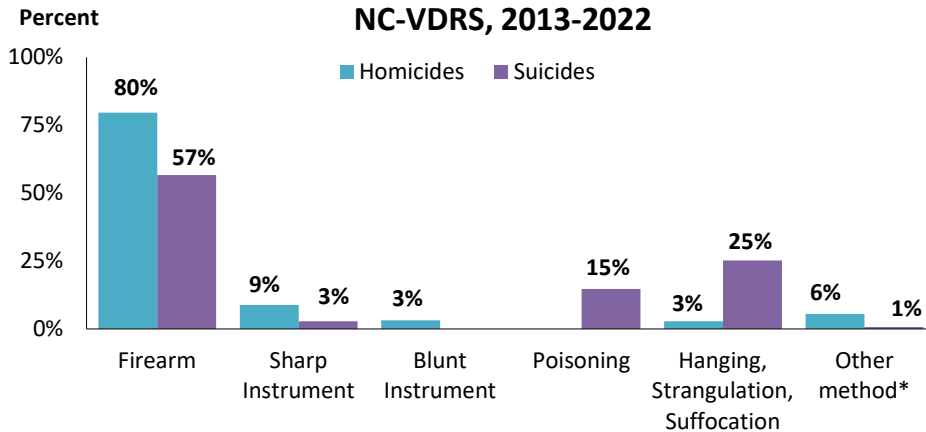


* Non-Hispanic

- NH American Indian victims accounted for 3.0% of all homicides and 1.0% of all suicides, across all racial groups in North Carolina from 2013 to 2022.

- In contrast, 61.2% of all homicides were NH Black victims and 83.8% of all suicides were NH White victims from 2013 to 2022.

Method of Death Among NH American Indian Victims: NC-VDRS, 2013-2022



- The majority of homicides (79.6%) and suicides (56.6%) among NH American Indians victims involved firearms.

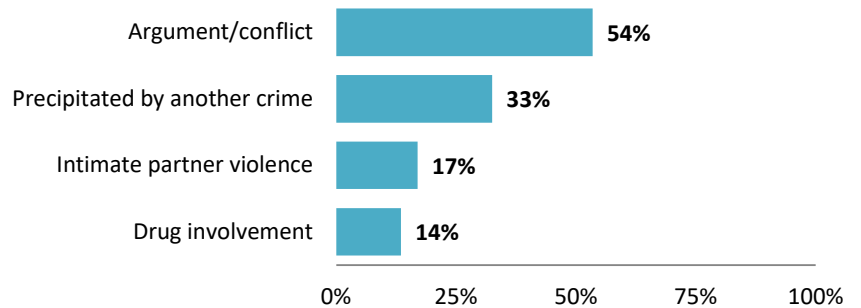
- The second most common method of homicide was sharp instruments (8.8%).

- The second most common method of suicide was hanging, strangulation or suffocation (25.2%).

*Other includes fire/burns, falls, intentional neglect, personal weapons and other methods

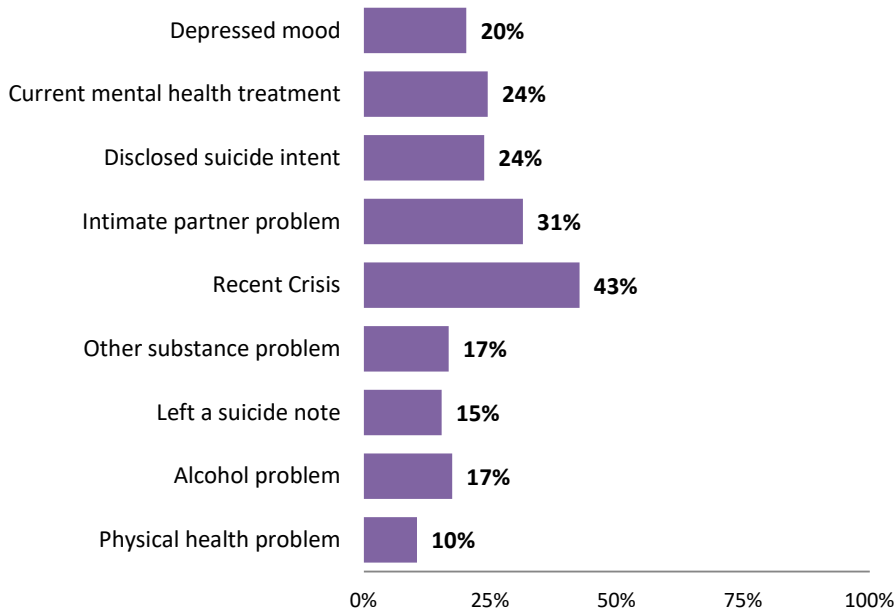
- Of all homicides among NH American Indian victims with known circumstance information, more than half (53.5%) involved an argument or conflict.
- Another serious crime (e.g., robbery, burglary) precipitated 32.5% of homicides among NH American Indians.
- Of these homicides, 13.5% were suspected to have been related to drug dealing, trade, or use.

Homicide Circumstances* Among NH American Indian Victims: NC-VDRS, 2013-2022



* Ninety-three percent (92.6%) of homicide cases had circumstance information.

Suicide Circumstances* Among NH American Indian Victims: NC-VDRS, 2013-2022



* Eighty-eight percent (88.1%) of suicide cases had circumstance information.

- Among NH American Indian suicide victims with known circumstance information, 42.7% experienced a recent crisis.
- Almost a quarter (20.3%) of victims were characterized as being depressed at the time of suicide.
- Twenty-five percent (24.5%) of victims were receiving treatment for a mental health problem.
- Thirty-two percent (31.5%) of suicide victims experienced an intimate partner problem, and (16.8%) percent experienced some substance use problem other than alcohol.

The North Carolina Violent Death Reporting System is supported by Cooperative Agreement 5NU17/CE002613-05-00 from the Centers for Disease Control and Prevention (CDC).

NCDHHS Division of Public Health / www.publichealth.nc.gov / Injury Epidemiology & Surveillance Unit/ 919-707-5425

NC Violent Death Reporting System / 919-707-5432

State of North Carolina / Department of Health and Human Services / www.ncdhhs.gov

NCDHHS is an equal opportunity employer and provider.

2022 FINAL DATA 7/11/2024

Please see the NC-VDRS 2022 Annual Report for additional data and technical information:

<https://www.injuryfreenc.ncdhhs.gov/DataSurveillance/ViolentDeathData.htm>



NC DEPARTMENT OF
**HEALTH AND
HUMAN SERVICES**
Division of Public Health
Injury and Violence Prevention Branch

**NORTH CAROLINA VIOLENT DEATH
REPORTING SYSTEM**