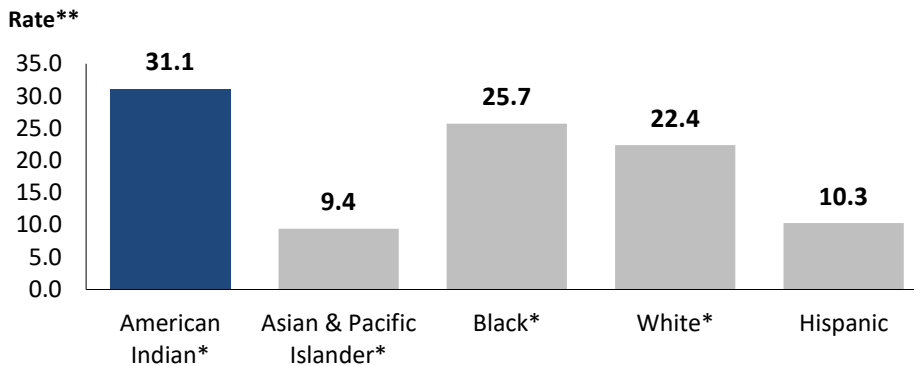


NC Violent Death Reporting System

VIOLENT DEATHS AMONG AMERICAN INDIAN RESIDENTS IN NORTH CAROLINA: 2012-2021

The North Carolina Violent Death Reporting System (NC-VDRS) is a CDC-funded statewide surveillance system that collects detailed information on violent deaths that occur in North Carolina including: homicide, suicide, unintentional firearm deaths, legal intervention, and deaths of undetermined intent. NC-VDRS triangulates information from death certificates, medical examiner reports, and law enforcement reports to understand and aid in the prevention of violent deaths. For more information, please visit <https://www.injuryfreenc.ncdhhs.gov/About/ncVDRS.htm>.

Violent Death Rate by Race/Ethnicity: NC-VDRS, 2012-2021

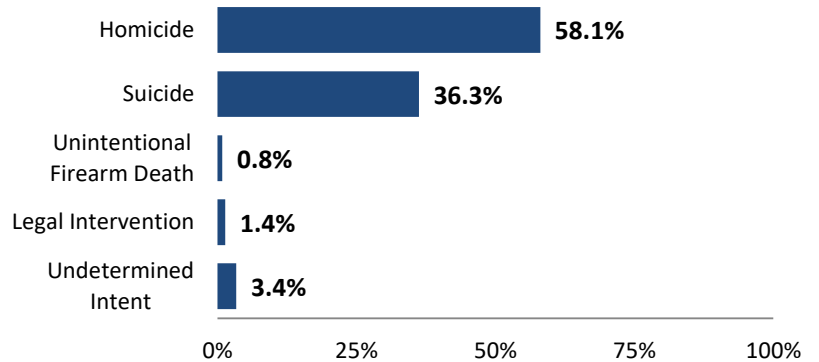


* Non-Hispanic
 ** Rate per 100,000 population

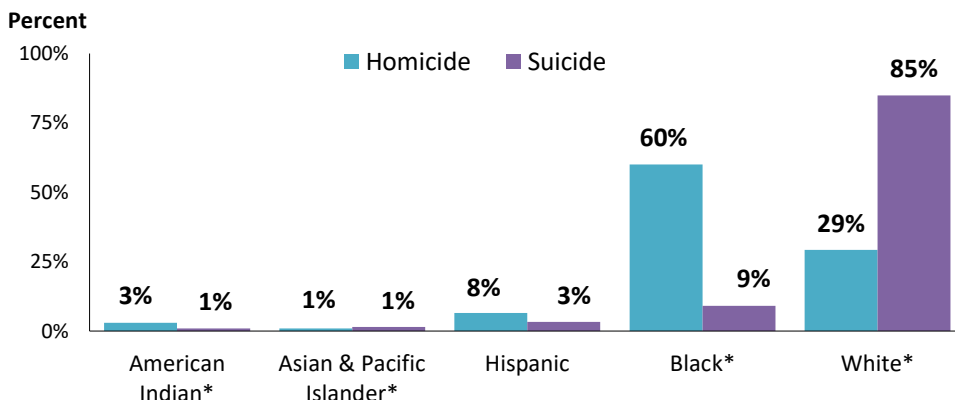
- For the year 2021, there were 110,168 non-Hispanic (NH) American Indian residents living in North Carolina, accounting for 1.0% of the state's population.
- NH American Indian victims had the highest rate of violent death by race in North Carolina for the years 2012-2021 (31.1 per 100,000 population).

- From 2012-2021, 353 NH American Indian residents in North Carolina died by violence.
- There were 205 homicides (58.1%), 128 suicides (36.3%), three unintentional firearm deaths (<1%), five deaths from legal interventions (1.4%), and 12 deaths of undetermined intent (3.4%) among NH American Indian residents.
- Male NH American Indian residents were more likely to die by violence than females from 2012 to 2021 (79.6% versus 20.4%).

Manner of Death Among NH American Indian Victims: NC-VDRS, 2012-2021



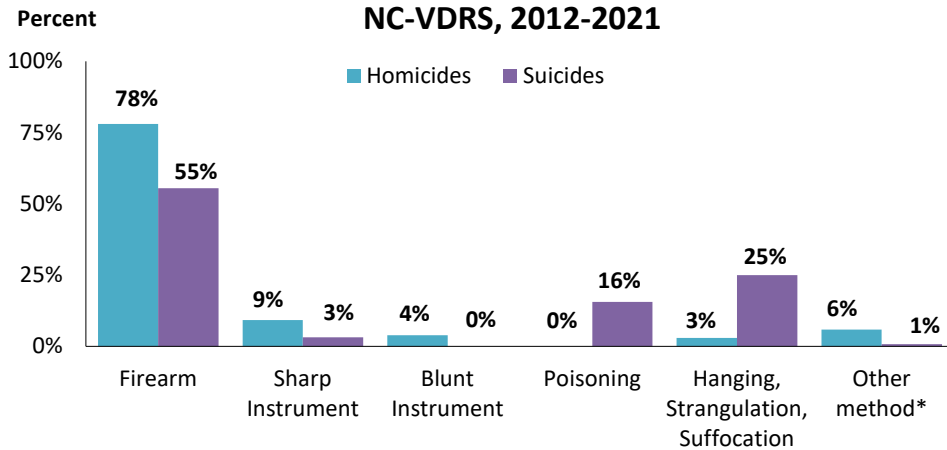
Manner of Death by Race/Ethnicity: NC-VDRS, 2012-2021



* Non-Hispanic

- NH American Indian victims accounted for 3.0% of all homicides and 0.9% of all suicides, across all racial groups in North Carolina from 2012 to 2021.
- In contrast, 60.0% of all homicides were NH Black victims and 84.9% of all suicides were NH white victims from 2012 to 2021.

Method of Death Among NH American Indian Victims: NC-VDRS, 2012-2021

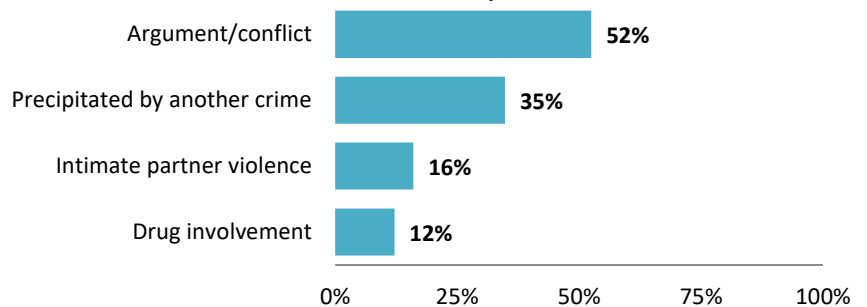


- The majority of homicides (78.0%) and suicides (55.5%) among NH American Indians victims involved firearms.
- The second most common method of homicide was sharp instruments (9.3%).
- The second most common method of suicide was hanging, strangulation or suffocation (25.0%).

*Other includes fire/burns, falls, intentional neglect, personal weapons and other methods

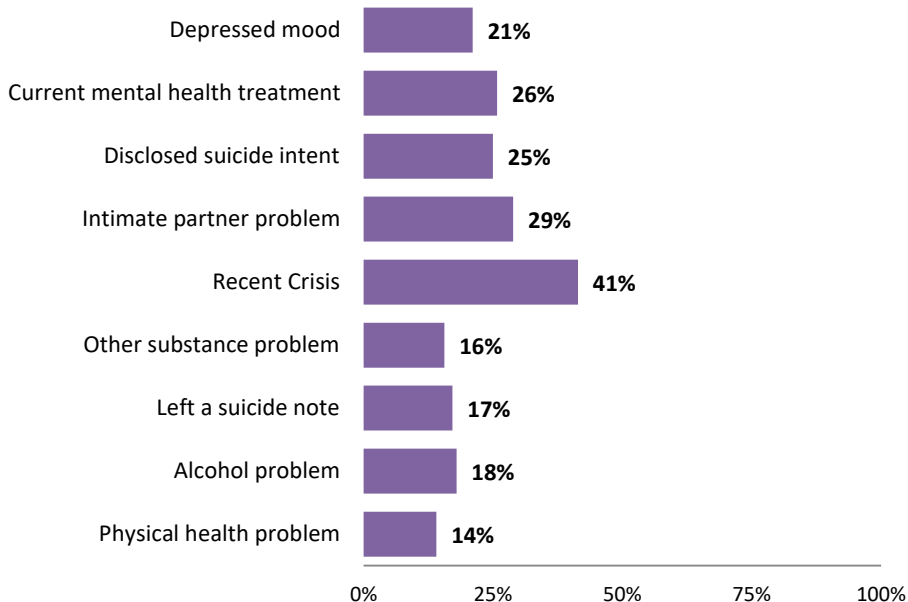
- Of all homicides among NH American Indian victims with known circumstance information, more than half (52.5%) involved an argument or conflict.
- Another serious crime (e.g., robbery, burglary) precipitated 34.8% of homicides among NH American Indians.
- Of these homicides, 12.2% were suspected to have been related to drug dealing, trade, or use.

Homicide Circumstances* Among NH American Indian Victims: NC-VDRS, 2012-2021



* Eighty-eight percent (88.3%) of homicide cases had circumstance information.

Suicide Circumstances* Among NH American Indian Victims: NC-VDRS, 2012-2021



* Eighty-eight percent (88.3%) of suicide cases had circumstance information.

- Among NH American Indian suicide victims with known circumstance information, 41% experienced a recent crisis.
- Almost a quarter (21%) of victims were characterized as being depressed at the time of suicide.
- Twenty-six percent (26%) of victims were receiving treatment for a mental health problem.
- Almost thirty percent (29%) of suicide victims experienced an intimate partner problem, and (16%) percent experienced some substance use problem other than alcohol.


The North Carolina Violent Death Reporting System is supported by Cooperative Agreement 5NU17/CE002613-05-00 from the Centers for Disease Control and Prevention (CDC).

NC Division of Public Health / www.publichealth.nc.gov / Injury Epidemiology & Surveillance Unit/ 919-707-5425
NC Violent Death Reporting System / 919-707-5432

State of North Carolina / Department of Health and Human Services / www.ncdhhs.gov
NCDHHS is an equal opportunity employer and provider.
2021 FINAL DATA 8/14/2023

Please see the NC-VDRS 2021 Annual Report for additional data and technical information:

<https://www.injuryfreenc.ncdhhs.gov/DataSurveillance/ViolentDeathData.htm>



NC DEPARTMENT OF
**HEALTH AND
HUMAN SERVICES**
Division of Public Health

