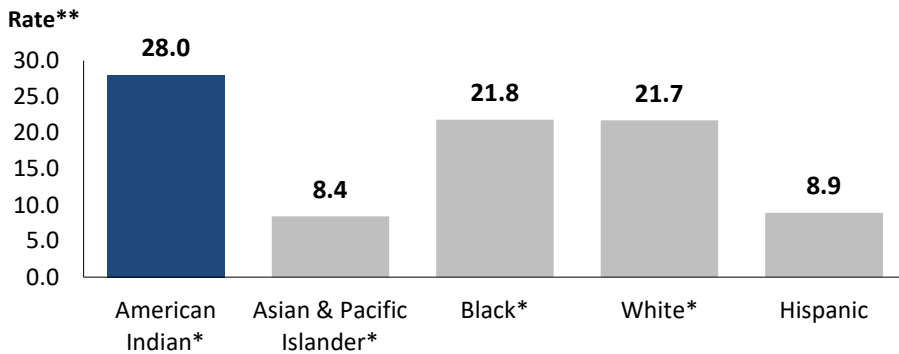


NC Violent Death Reporting System

VIOLENT DEATHS AMONG AMERICAN INDIAN RESIDENTS IN NORTH CAROLINA: 2010-2019

The North Carolina Violent Death Reporting System (NC-VDRS) is a CDC-funded statewide surveillance system that collects detailed information on violent deaths that occur in North Carolina including: homicide, suicide, unintentional firearm deaths, legal intervention, and deaths of undetermined intent. NC-VDRS triangulates information from death certificates, medical examiner reports, and law enforcement reports to understand and aid in the prevention of violent deaths. For more information, please visit <https://www.injuryfreenc.ncdhhs.gov/About/ncVDRS.htm>.

Violent Death Rate by Race/Ethnicity: NC-VDRS, 2010-2019

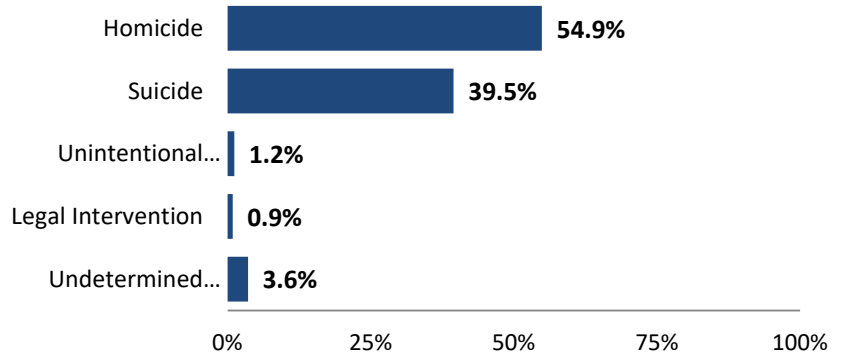


* Non-Hispanic
 ** Rate per 100,000 population

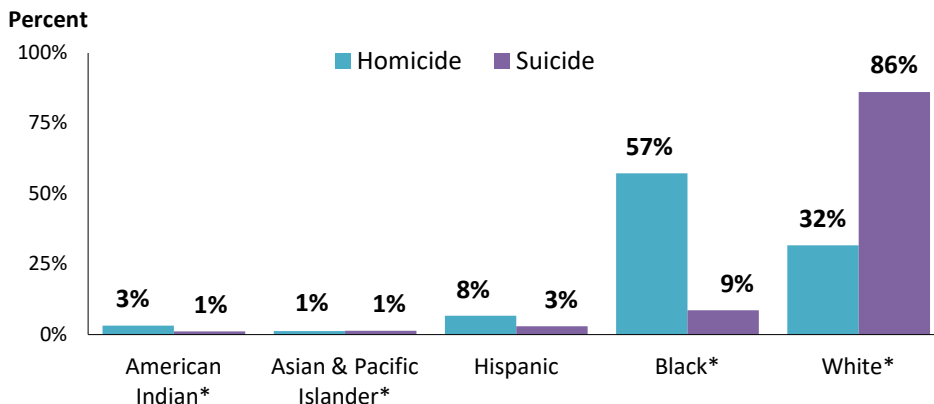
- For the year 2019, there were 124,642 non-Hispanic (NH) American Indian residents living in North Carolina, accounting for 1.2% of the state's population.
- NH American Indian victims had the highest rate of violent death by race in North Carolina for the years 2010-2019 (28.0 per 100,000 population).

- From 2010-2019, 337 NH American Indian residents in North Carolina died by violence.
- There were 185 homicides (54.9%), 133 suicides (39.5%), four unintentional firearm deaths (1.2%), three deaths from legal interventions (<1%), and 12 deaths of undetermined intent (3.6%) among NH American Indian residents.
- Male NH American Indian residents were more likely to die by violence than females from 2010 to 2019 (78.0% versus 22.0%).

Manner of Death Among NH American Indian Victims: NC-VDRS, 2010-2019



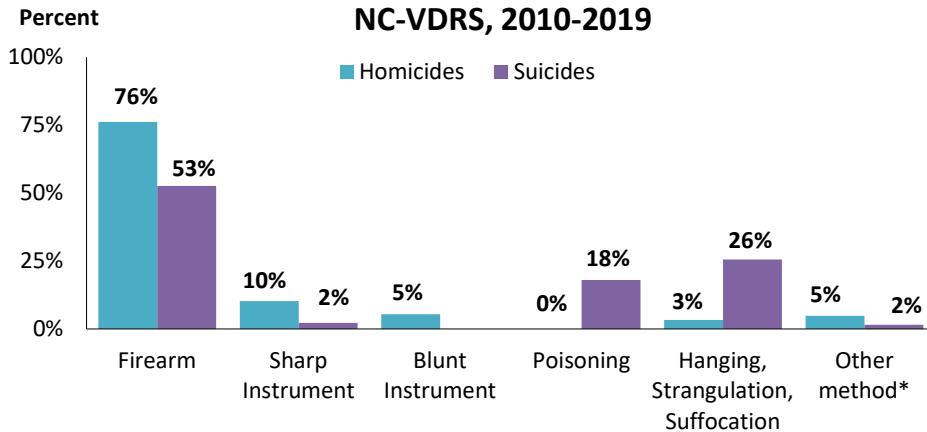
Manner of Death by Race/Ethnicity: NC-VDRS, 2010-2019



* Non-Hispanic

- NH American Indian victims accounted for 3.1% of all homicides and 1.0% of all suicides, across all racial groups in North Carolina from 2010 to 2019.
- In contrast, 57.2% of all homicides were NH Black victims and 86.2% of all suicides were NH white victims from 2010 to 2019.

Method of Death Among NH American Indian Victims: NC-VDRS, 2010-2019

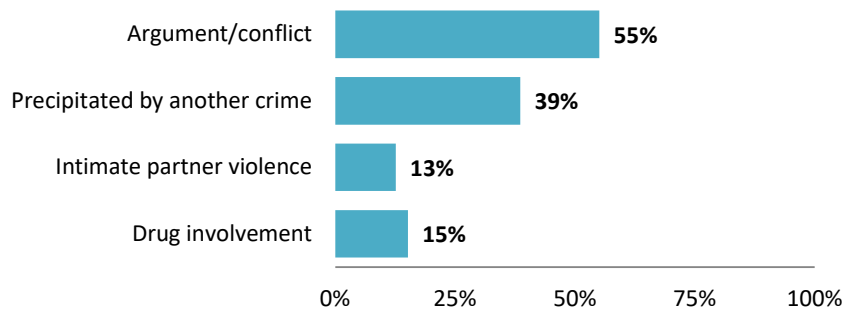


- The majority of homicides (76.2%) and suicides (52.6%) among NH American Indians victims involved firearms.
- The second most common method of homicide was sharp instruments (10.3%).
- The second most common method of suicide was hanging, strangulation or suffocation (25.6%).

*Other includes fire/burns, falls, intentional neglect, personal weapons and other methods

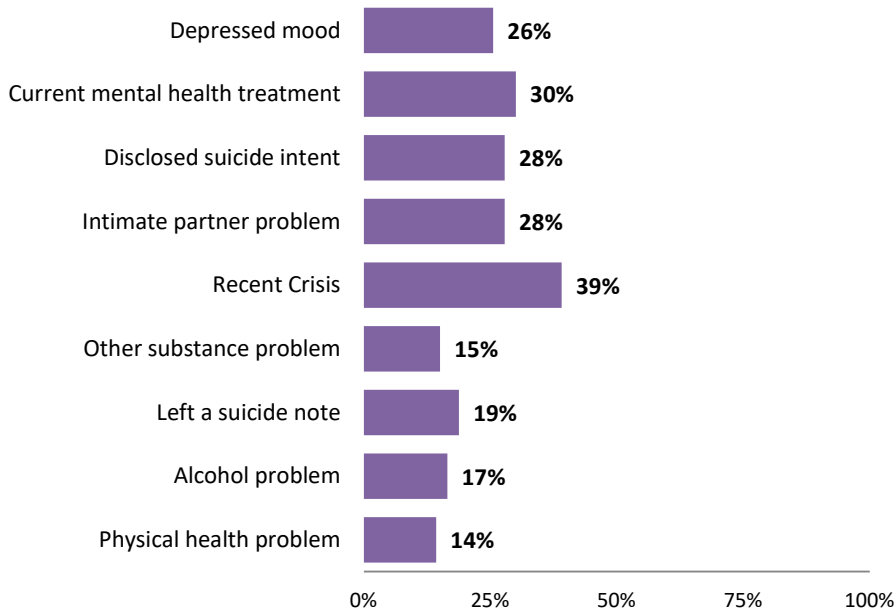
- Of all homicides among NH American Indian victims with known circumstance information, more than half (55.1%) involved an argument or conflict.
- Another serious crime (e.g., robbery, burglary) precipitated 38.6% of homicides among NH American Indians.
- Of these homicides, 15.2% were suspected to have been related to drug dealing, trade, or use.

Homicide Circumstances* Among NH American Indian Victims: NC-VDRS, 2010-2019



* Eighty-five percent (85.4%) of homicide cases had circumstance information.

Suicide Circumstances* Among NH American Indian Victims: NC-VDRS, 2010-2019



* Ninety percent (89.5%) of suicide cases had circumstance information.

- Among NH American Indian suicide victims with known circumstance information, 39.1% experienced a recent crisis.
- More than a quarter (25.6%) of victims were characterized as being depressed at the time of suicide.
- Almost one-third (30.1%) of victims were receiving treatment for a mental health problem.
- Over a quarter (27.8%) of suicide victims experienced an intimate partner problem, and (15.0%) percent experienced some substance use problem other than alcohol.


The North Carolina Violent Death Reporting System is supported by Cooperative Agreement 5NU17/CE002613-05-00 from the Centers for Disease Control and Prevention (CDC).

N.C. Division of Public Health / www.publichealth.nc.gov / Injury Epidemiology & Surveillance Unit/ 919-707-5425
N.C. Violent Death Reporting System / 919-707-5432

State of North Carolina / Department of Health and Human Services / www.ncdhhs.gov
N.C. DHHS is an equal opportunity employer and provider.
2019 FINAL DATA 8/16/21

Please see the NC-VDRS 2018 Annual Report for additional data and technical information:

<https://www.injuryfreenc.ncdhhs.gov/DataSurveillance/ViolentDeathData.htm>



NC DEPARTMENT OF
HEALTH AND
HUMAN SERVICES
Division of Public Health

NORTH CAROLINA VIOLENT DEATH
NC VDRS
REPORTING SYSTEM