

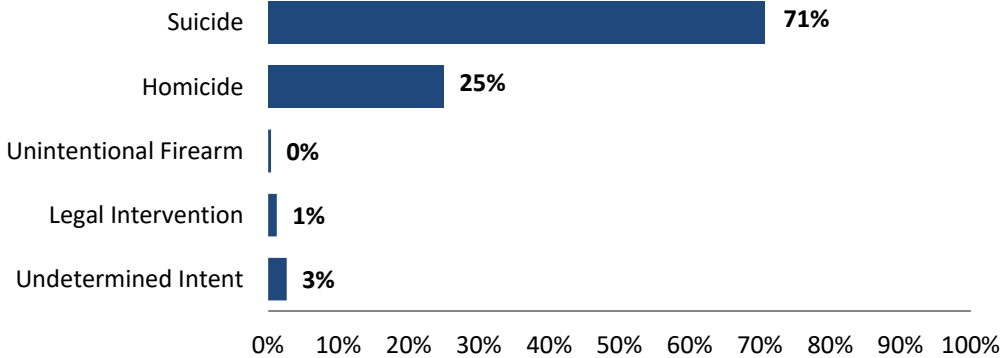
NC Violent Death Reporting System

VIOLENT DEATH IN NORTH CAROLINA: WAKE COUNTY INCIDENTS, 2013-2022

The North Carolina Violent Death Reporting System (NC-VDRS) is a CDC-funded statewide surveillance system that collects detailed information on violent deaths that occur in North Carolina, including: homicide, suicide, unintentional firearm deaths, legal intervention, and deaths of undetermined intent. NC-VDRS triangulates information from death certificates, medical examiner reports, and law enforcement reports to understand and aid in the prevention of violent deaths. Data reported in this document are based on the county where the death occurred rather than county of residence.¹ For more information, please visit <https://www.injuryfreenc.ncdhhs.gov/About/ncVDRS.htm>.

¹ The occurrent ratio is used instead of the rate. This statistic is derived from the total number of violent deaths resulting from injuries in a specified geographic region divided by the number of residents in the region.

**Manner of Death: Wake County, NC:
NC-VDRS, 2013-2022***



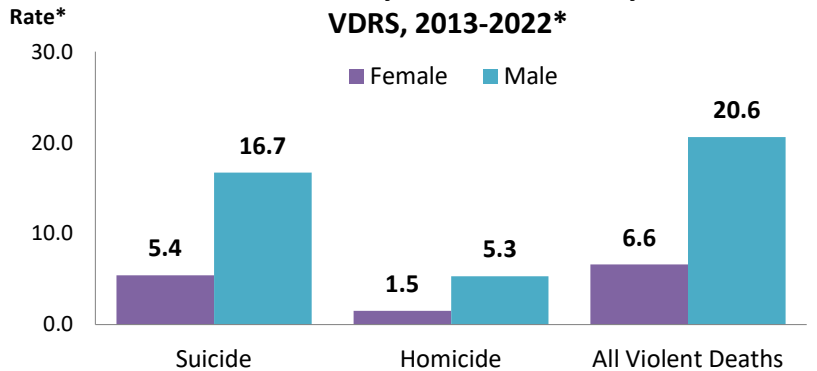
- For the years 2013-2022, there were 1,442 violent deaths from injuries sustained in Wake County. Of these 1,442 deaths, 1,413 were NC residents (98.0%) and 1,287 were Wake County residents (89.3%).

- There were 1019 suicides (70.7%), 361 homicides (25.0%), six unintentional firearm deaths (0.4%), 18 deaths from legal intervention (1.2%), and 38 deaths of undetermined intent (2.6%).

*Based on the county of injury occurrence.

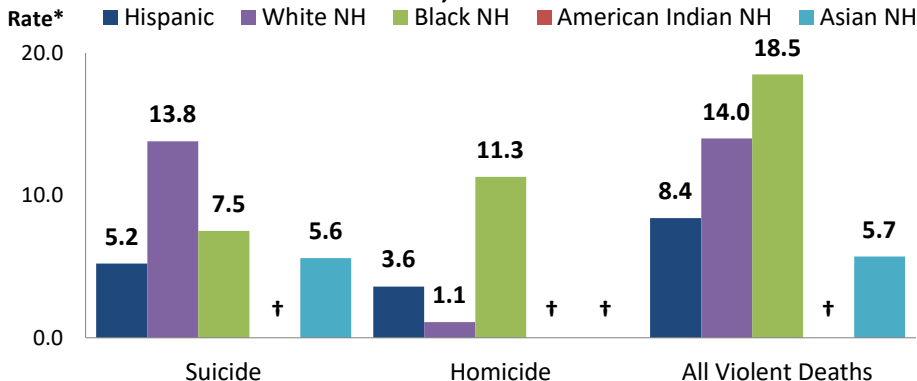
- In Wake County, the suicide ratio was 3.1 times higher in males than in females, and the homicide ratio was 3.5 times higher in males than in females.

Manner of Death by Sex: Wake County, NC: NC-VDRS, 2013-2022*



*Rate per 100,000 based on the county of injury occurrence.

**Manner of Death by Race/Ethnicity: Wake County, NC:
NC-VDRS, 2013-2022***



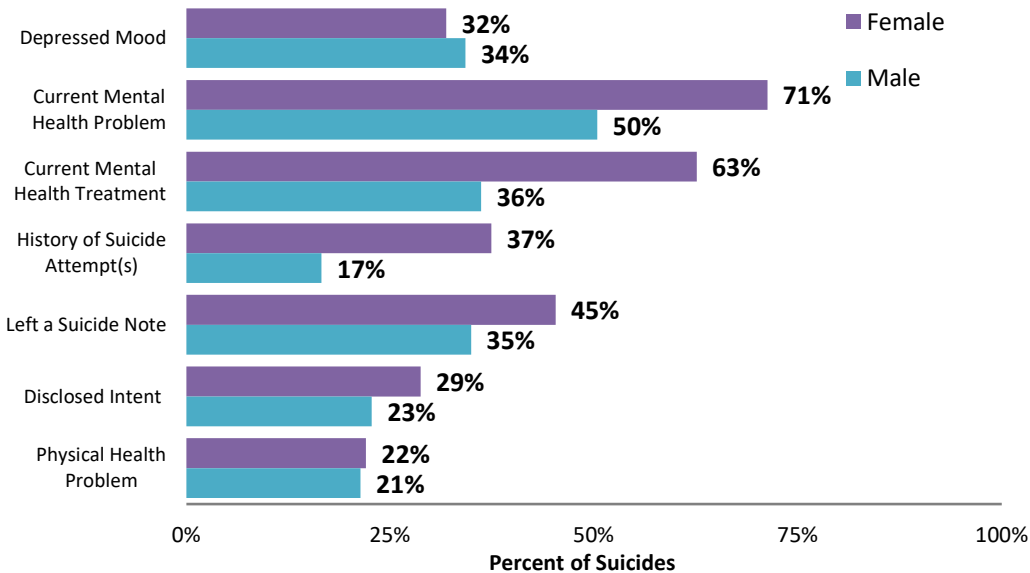
- The suicide rate was highest for non-Hispanic (NH) White victims (13.8 suicides per 100,000 population) followed by NH Black victims (7.5 per 100,000).

- In contrast, the homicide rate was highest among NH Black victims (11.3 per 100,000 population) followed by Hispanic victims (3.6 per 100,000).

*Rate per 100,000 based on the county of injury occurrence. † Rate suppressed, 1-4 deaths. Chart excludes six deaths of unknown or other race/ethnicity.

- Suicides and homicides displayed dissimilar age patterns. Homicide rates peaked among those aged 20-24 with 10.3 homicides per 100,000, while suicide rates peaked among those aged 85 and older with 17.9 suicides per 100,000.
- More than two thirds of homicides (72.9%) and nearly half of suicides (45.0%) involved firearms.
- Suspicion of intoxication was reported in 18.0% of homicides and 21.2% of suicides.
- For homicide incidents where one or more suspects were identified, the relationship of the victim to the suspect was known (current or former spouse/boyfriend/girlfriend, family, friend or acquaintance) more frequently for female (80.5%) than for male (55.6%) victims.

Circumstances of Suicides: Wake County, NC: NC-VDRS, 2013-2022*



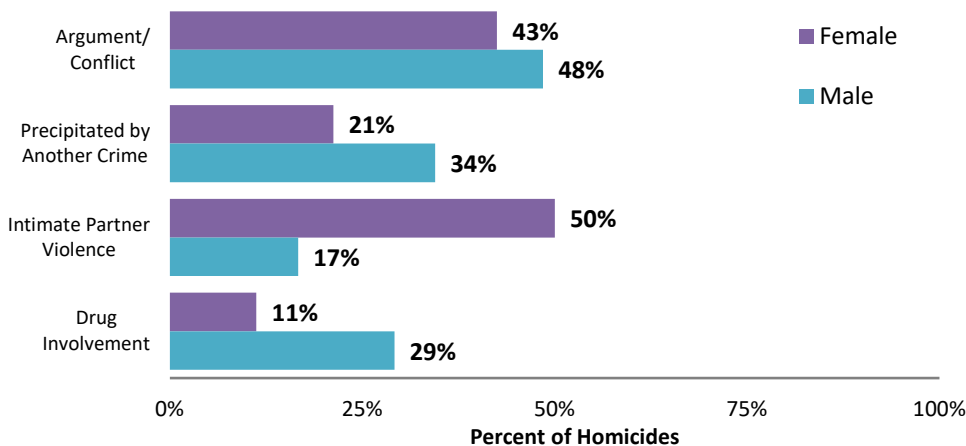
- Thirty-four percent (34.3%) of male and 31.9% of female Wake County suicide victims with circumstance information were characterized as being currently depressed when they died by suicide.

- Seventy-one percent (71.3%) of female and 50.4% of male suicide victims were characterized as having a current mental health problem.

- Females (37.4%) were more likely to have attempted suicide in the past as compared to males (16.6%).

*Based on the county of injury occurrence, 96.6% of cases had circumstance information. Six females and 29 males were missing circumstance information.

Circumstances of Homicides: Wake County, NC: NC-VDRS, 2013-2022*



- Arguments or conflicts were more likely to be a contributing factor for male homicides (48.5%) than for female homicides (42.5%).

- Twenty-one percent (21.3%) of female homicides and 34.5% of male homicides were precipitated by another crime such as robbery, burglary, or drug trafficking.

- Intimate partner violence was a contributing factor in 50.0% of female homicides, but only in 16.7% of male homicides.

*Based on the county of injury occurrence, 95.3% of cases had circumstance information. Two females and 15 males were missing circumstance information.

The North Carolina Violent Death Reporting System is supported by Cooperative Agreement 5NU17/CE924955-02-00 with the Centers for Disease Control and Prevention (CDC).

NCDHHS Division of Public Health / www.publichealth.nc.gov / Injury Epidemiology & Surveillance Unit/ 919-707-5425

NC Violent Death Reporting System / 919-707-5432

State of North Carolina / Department of Health and Human Services / www.ncdhhs.gov

NCDHHS is an equal opportunity employer and provider.

2022 FINAL DATA 7/11/24



NC DEPARTMENT OF
**HEALTH AND
HUMAN SERVICES**
Division of Public Health
Injury and Violence Prevention Branch



Please see the NC-VDRS 2022 Annual Report for additional data and technical information.