

1,081

NORTH CAROLINA EMERGENCY DEPARTMENT (ED) VISITS FOR OVERDOSE INVOLVING MEDICATIONS OR DRUGS WITH DEPENDENCY POTENTIAL: JANUARY 2022

1,081 Overdose ED Visits for Med/Drugs^ with Dependency Potential in January 2022

compared to **1,248** in January 2021

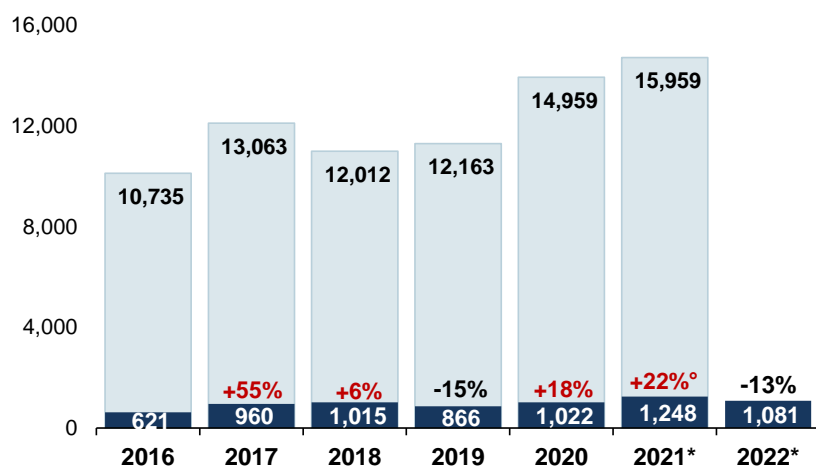
Data Source: NC DETECT: ED; Syndrome: Overdose: Unintentional/ Undetermined Medication or Drug Overdose (>14/<66) (ICD-9/10-CM)

^Report is based on initial encounter, **unintentional** and **undetermined** intent cases only, for ICD10CM overdose codes of drugs and medicaments with dependency potential within **T40, T42, T43, T50.7, and T50.9**.

Note: Report is restricted to N.C. residents between the ages 15 to 65 years.

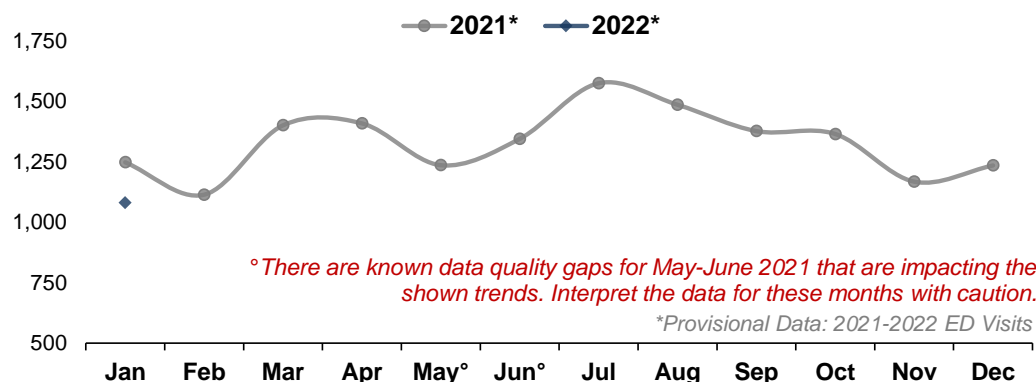
Med/Drug^ Overdose ED visits by Year: 2016-2022*

■ Full Year ■ YTD (Jan)



Percent change: YTD (year to date) total compared to YTD total of previous year, ^oThere are known data quality gaps for May-June 2021 that are impacting the shown trends. Interpret the data for these months with caution. *Provisional Data: 2020-2021 ED Visits

Med/Drug^ Overdose ED visits by Month: 2021-2022*

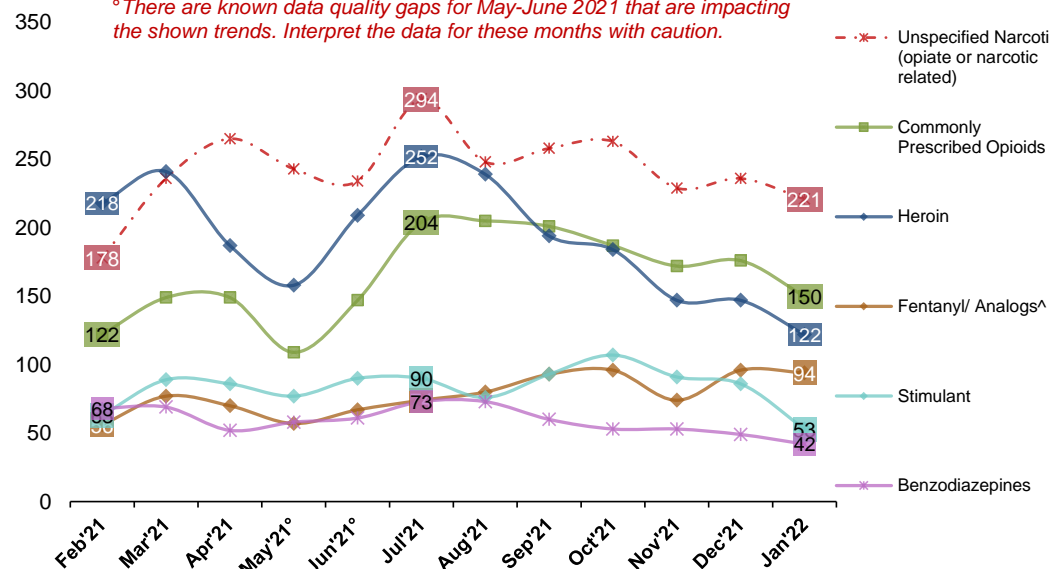


^oThere are known data quality gaps for May-June 2021 that are impacting the shown trends. Interpret the data for these months with caution.

*Provisional Data: 2021-2022 ED Visits

Last 12 Months of ED visits by Med/Drug Class: 2021-2022*

^oThere are known data quality gaps for May-June 2021 that are impacting the shown trends. Interpret the data for these months with caution.

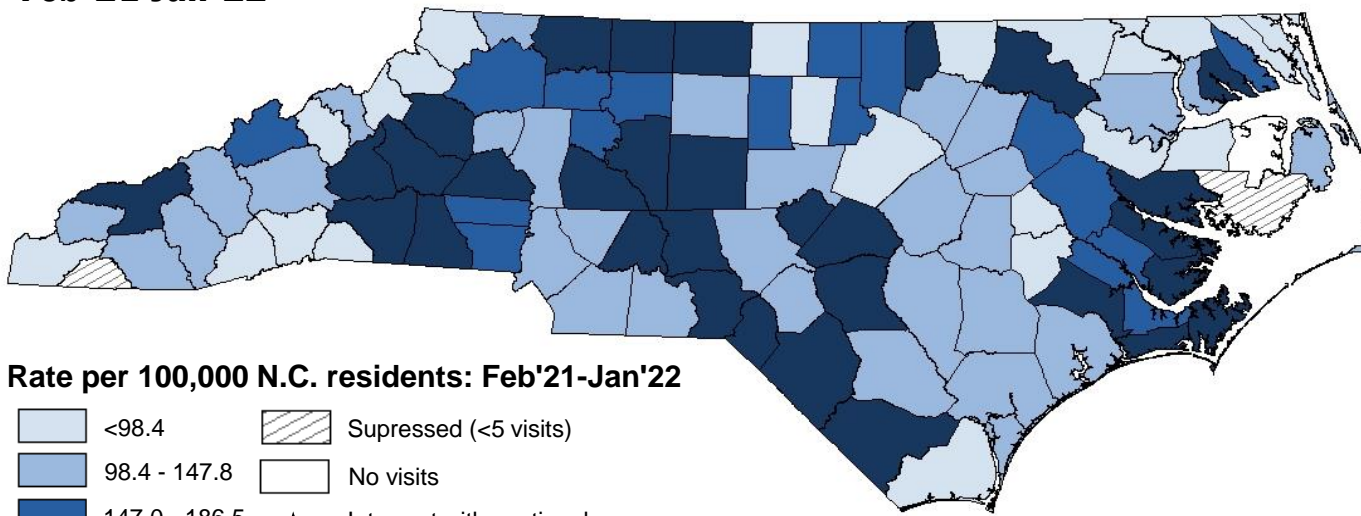


[^]Fentanyl/ fentanyl analogs drug category is a new ICD10CM diagnosis code as of October 2020, prior to this month, this category was a non-specific "other synthetic narcotic" code which we suspected to predominately be fentanyl-related cases.

Note: Chart does not depict all possible drug classes. Drug classes shown are **not mutually exclusive**. A person may have more than one drug overdose diagnosis code, therefore, a person may be represented in multiple lines in the graph above. For case definitions, go to <https://www.injuryfreenc.ncdhhs.gov/DataSurveillance/poisoning/SummaryTableforPoisoningDefinitions.pdf>

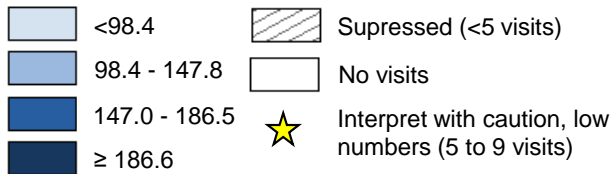
Last 12 Months Med/Drug[^] Overdose ED Visits Rate by County of Residence: Feb'21-Jan'22

Highest Rates of Med/Drug[^] Overdose ED visits among Counties Last 12 Months: Feb'21-Jan'22



County	Count	Rate [†]
Robeson	650	497.6
Richmond	182	406.0
Montgomery	94	345.9
Jones	27	286.7
Scotland	97	278.6
Swain	37	259.3
Burke	209	231.0
Stokes	104	228.1
Randolph	319	222.0
Rutherford	146	217.8
Caldwell	177	215.4
McDowell	98	214.2
Catawba	338	211.8
Statewide	15,714	149.8

Rate per 100,000 N.C. residents: Feb'21-Jan'22

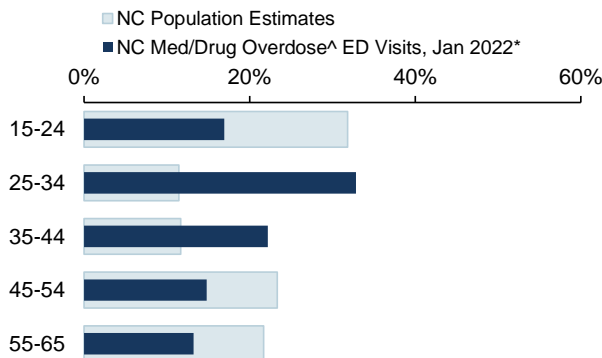


[†]Please note that rates are calculated using the recent 12 months of data and 2020 population estimates. Counties listed in "Highest Monthly Rates of Med/ Drug Overdose[^] ED visits" table will likely change each month.

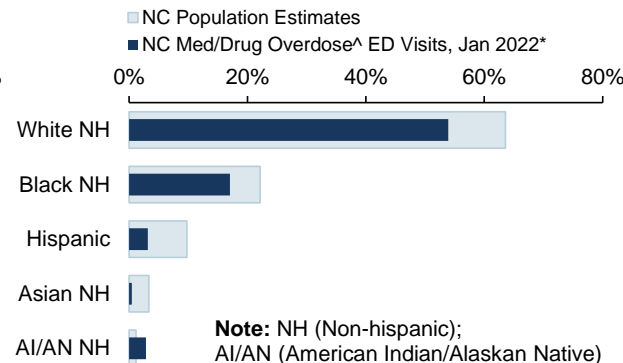
*Provisional Data: 2020 ED Visits

Demographics of Med/Drug Overdose[^] ED Visits Compared to Overall NC Population Estimates

ED Visits by Age Group

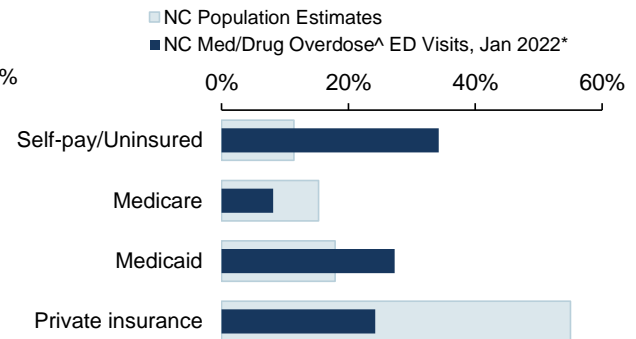


ED Visits by Race Ethnicity



Note: NH (Non-hispanic); AI/AN (American Indian/Alaskan Native)

ED Visits by Insurance Coverage



*Provisional Data: 2021 ED Visits

Data Sources: ED Data-NC DETECT is North Carolina's statewide syndromic surveillance system. ED visit data from NCDETECT are provisional and should not be considered final. For training on NCDETECT, contact Amy.Ising@ad.unc.edu; Population Data-U.S. Census Bureau, <http://quickfacts.census.gov>; Insurance coverage Data-Kaiser Family Foundation estimates based on the Census Bureau's American Community Survey, 2008-2019, www.kff.org/other/state-indicator/total-population.

[^]Report is based on initial encounter unintentional and undetermined intent cases only, for ICD10CM overdose codes of drugs and medicaments with dependency potential within T40, T42, T43, T50.7, and T50.9. Note: Report is restricted to N.C. residents between the ages 15 to 65 years. Self-pay ED visits are compared to the uninsured overall population estimate category.



North Carolina Injury & Violence PREVENTION Branch