


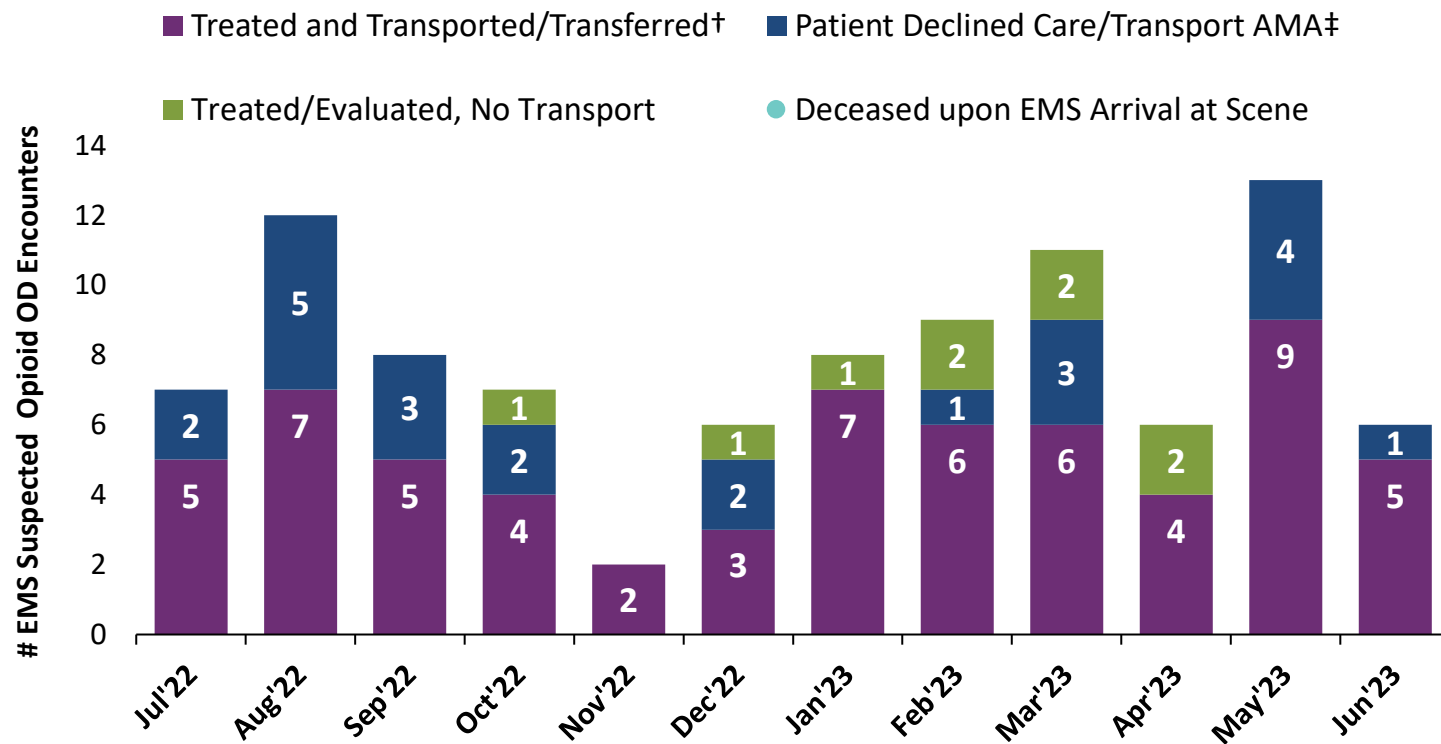
Orange County, June 2023



53

EMERGENCY MEDICAL SERVICES (EMS) ENCOUNTERS FOR SUSPECTED OPIOID OVERDOSE*

EMS Suspected Opioid Overdose Patient Disposition Last 12 Months, Orange County, 2022-2023*



†Transport refers to transport to hospital. Transfer occurs between EMS agencies.
‡Against Medical Advice

Note: Counts based on North Carolina Disease Event Tracking and Epidemiologic Collection Tool (NC DETECT) opioid overdose indicator case definition: patients >11 years old, AND encounters with opioid-related primary or secondary impression AND documented administration of naloxone OR naloxone AND unresponsive keyterms in the narrative.

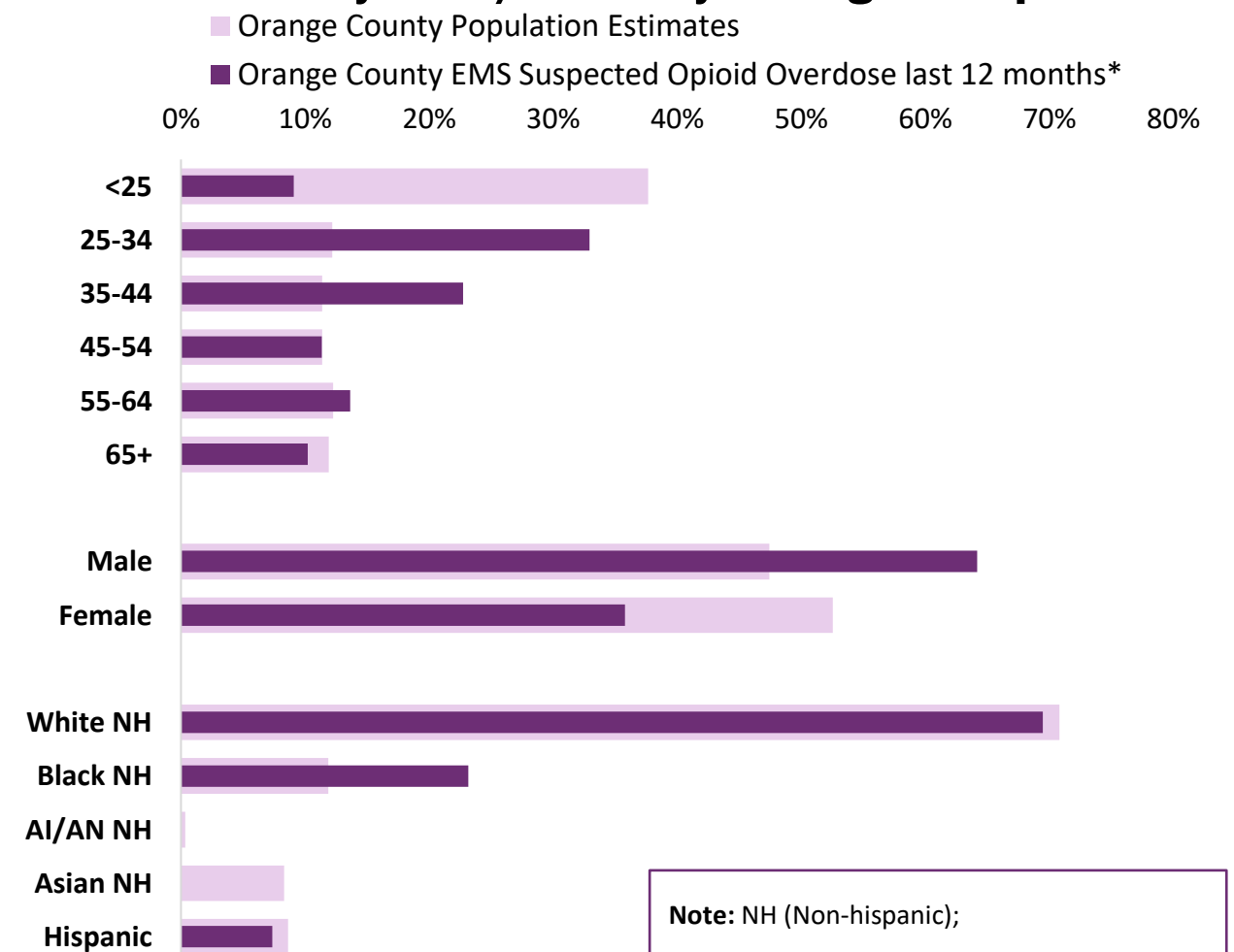
Year to date (Jun 2023), 46 of the 53 suspected opioid overdose encounters in Orange County received naloxone, and 36 (78%) had an improved response to naloxone.

*EMS data are provisional and should not be considered final. All "EMS Opioid OD" counts reflect *suspected* opioid overdose encounters, based on the 'Opioid Overdose' EMS Indicator developed by NC DETECT. Population Data-U.S. Census Bureau, <http://quickfacts.census.gov>. For training on NCDETECT, contact Amy Ising, ising@ad.unc.edu.

53 EMS Suspected Opioid Overdose Encounters in Orange County June 2023* YTD

Compared to **44** Jan-Jun 2022*

EMS Suspected Opioid Overdose Encounters by Race/Ethnicity and Age Group^Y



Note: NH (Non-hispanic);

^Y Overdose percentages that exceed population estimates within a subgroup indicate a population that may be disproportionately impacted.