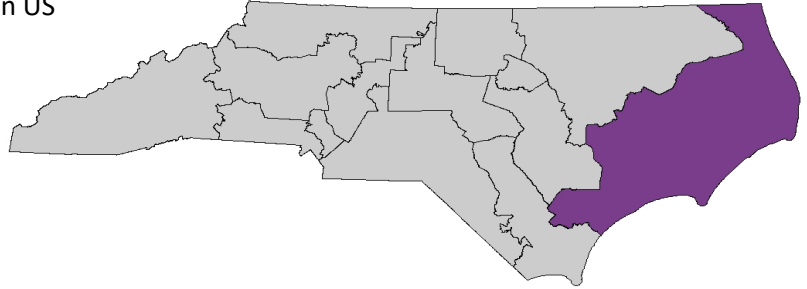


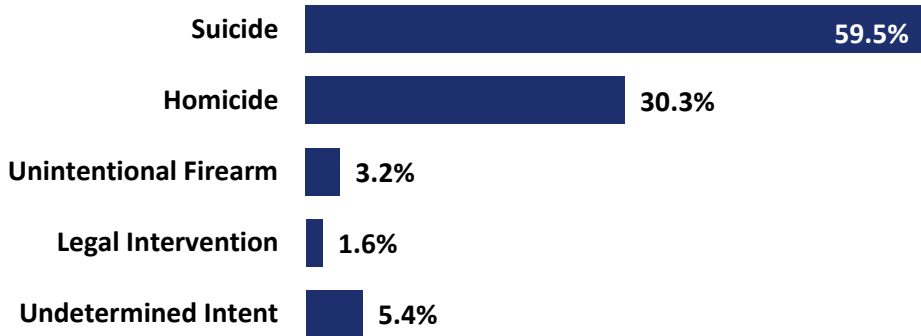
NC Violent Death Reporting System

VIOLENT DEATH IN NORTH CAROLINA: US CONGRESSIONAL DISTRICT 3, 2021

- An estimated 747,139 North Carolina residents reside in US Congressional District 3.
- In 2021, there were 185 violent deaths from injuries sustained by individuals living in US Congressional District 3.
- The majority of decedents were residents of Onslow (25.4%), Craven (14.6%), and Sampson (8.7%) counties.



Manner of Death: US Congressional District 3, NC*

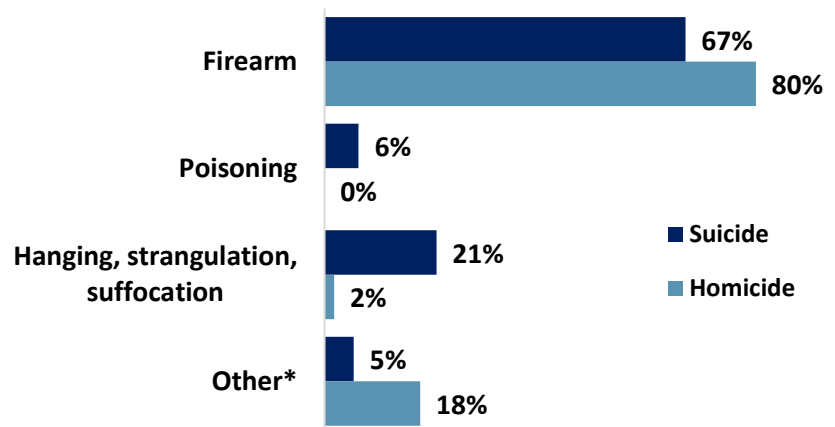


- There were 110 suicides (59.5%), 56 homicides (30.3%), six unintentional firearm deaths (3.2%), three deaths from legal intervention (1.6%) and 10 deaths of undetermined intent (5.4%).

*Based on the residential address of the victim

Firearms were involved in 71.7% of all homicide and suicide deaths

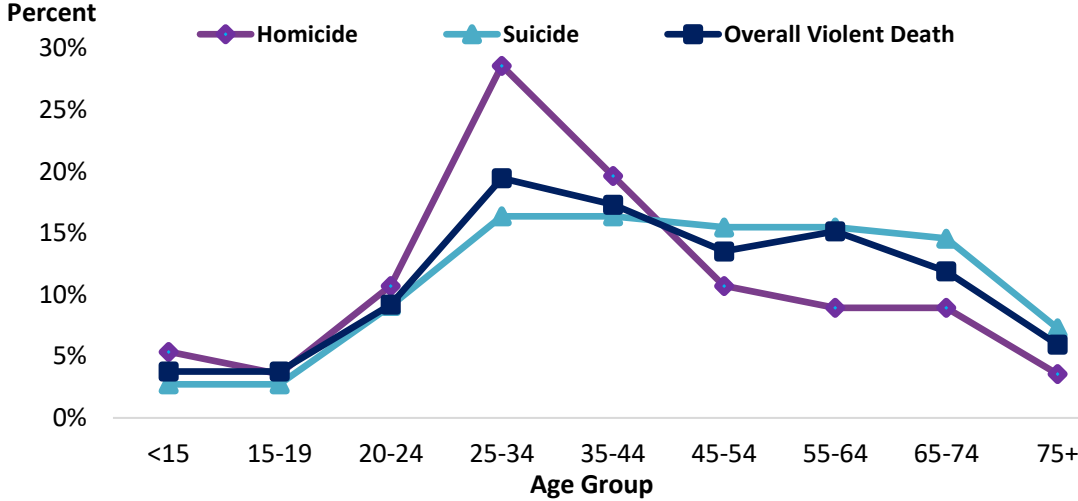
Method of Death: US Congressional District 3, NC*



*Other includes falls, motor vehicle, sharp instrument, fire/burns, unknown and other

- Firearms were involved in 67.3% of suicides and 80.4% of homicides.
- Among homicides caused by firearms, 64.4% were caused by handguns, 6.7% were caused by shotguns, and 15.6% were caused by rifles.
- Among suicides caused by firearms, 79.7% were caused by handguns, 6.8% were caused by shotguns, and 12.2% were caused by rifles.
- The second leading method of death for suicide was hanging, stragulation, or suffocation (20.9%).

Manner of Death by Age Group: US Congressional District 3, NC*



- Suicides and homicides displayed different age patterns.

- However, both homicides and suicides peaked among those 25-34 with 28.6% of total homicides and 16.4% total suicides.

- Percentage of overall violent deaths peaked among those 25-34 at 19.5% of total violent deaths.

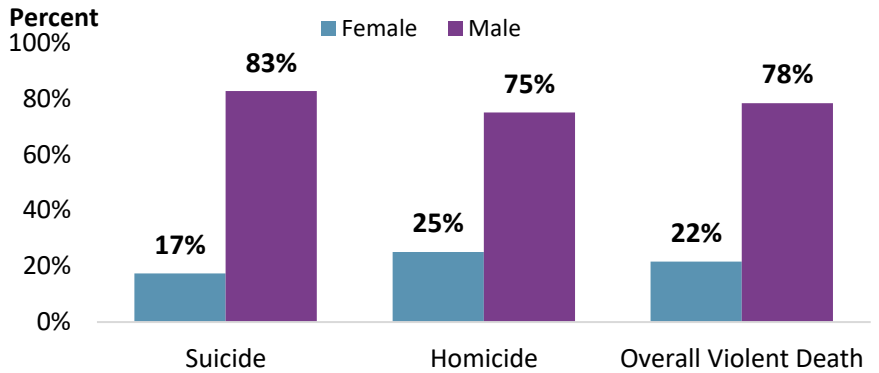
*Age group percents are taken of total homicide, total suicide and total overall violent deaths

- The majority of suicide and homicide victims were male. There were 91 male suicide victims and 42 male homicide victims, which accounted for 82.7% and 75.0% of victims respectively.

- There were 19 female suicide victims and 14 female homicide victims, which accounted for 17.3% and 25.0% of victims respectively.

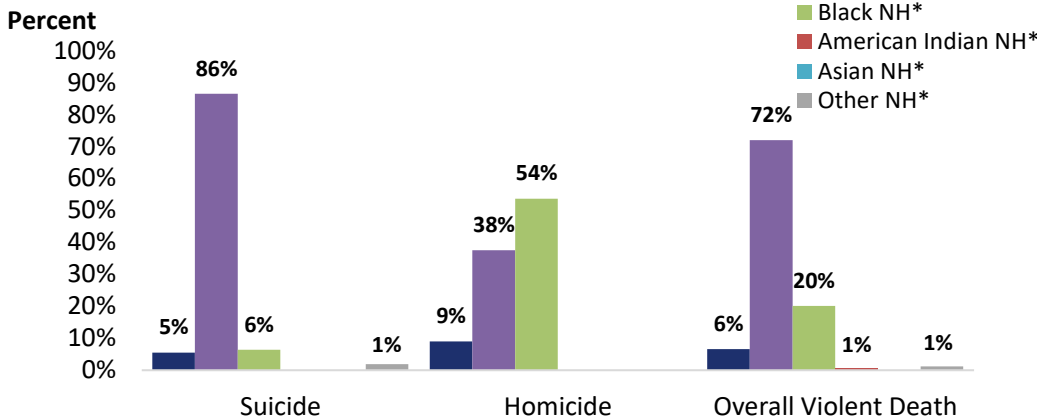
Males consistently have higher proportions of violent deaths than females

Manner of Death by Sex: US Congressional District 3, NC*



Uneven distributions are seen among race and manner of death

Manner of Death by Race: US Congressional District 3, NC*




- Patterns of suicide and homicide differed by race. 86.4% of suicide victims were Non-Hispanic (NH) whites while only 6.4% were NH black.

- In contrast, 53.6% of homicide victims were NH blacks, and 37.5% were NH whites.

- Overall, there were 12 (6.5%) Hispanic, 133 (71.9%) NH white, 37 (20.0%) NH black, 1 (0.5%) NH American Indian, and 0 (0.0%) NH Asian victims.

*Non-Hispanic

The North Carolina Violent Death Reporting System is supported by Cooperative Agreement 5NU17/CE002613-05-00 from the Centers for Disease Control and Prevention (CDC).



NC DEPARTMENT OF HEALTH AND HUMAN SERVICES
Division of Public Health
Injury and Violence Prevention Branch



NC Division of Public Health / www.publichealth.nc.gov / Injury Epidemiology & Surveillance Unit/ 919-707-5425
NC Violent Death Reporting System / 919-707-5432

State of North Carolina / Department of Health and Human Services / www.ncdhhs.gov
NCDHHS is an equal opportunity employer and provider. 2021 FINAL DATA 8/14/2023

Please see the NC-VDRS 2021 Annual Report for additional data and technical information.