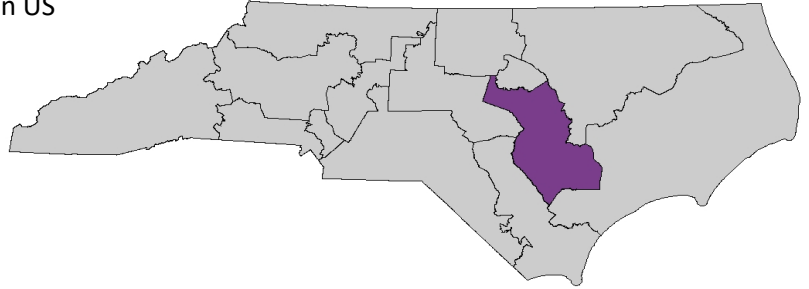


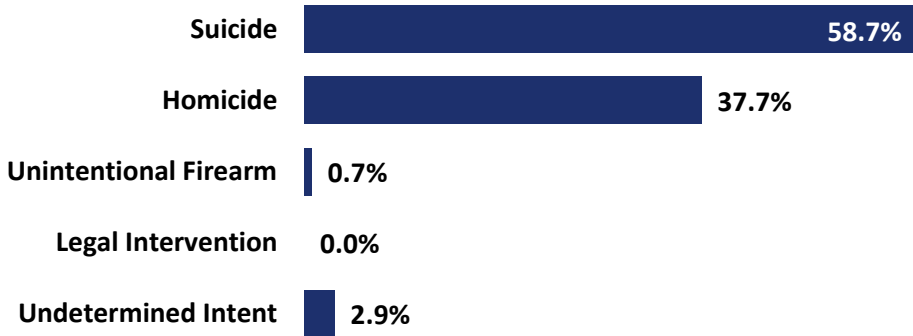
NC Violent Death Reporting System

VIOLENT DEATH IN NORTH CAROLINA: US CONGRESSIONAL DISTRICT 13, 2021

- An estimated 747,139 North Carolina residents reside in US Congressional District 13.
- In 2021, there were 138 violent deaths from injuries sustained by individuals living in US Congressional District 13.
- The majority of decedents were residents of Wake (36.2%), Johnston (34.1%), and Harnett (15.9%) counties.



Manner of Death: US Congressional District 13, NC*



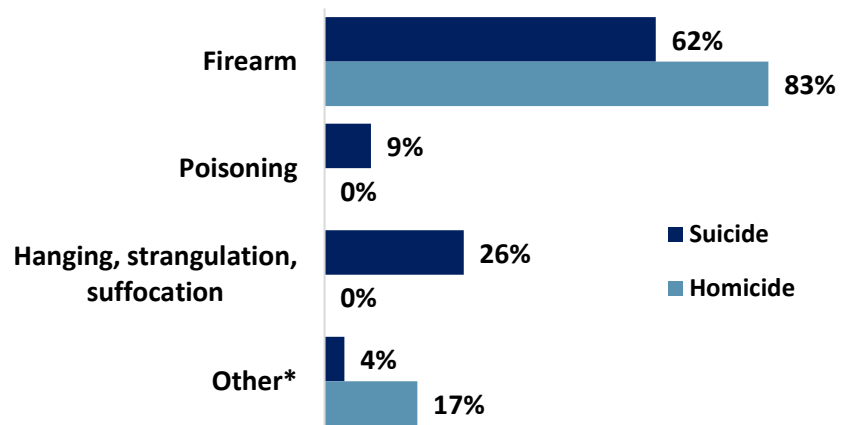
- There were 81 suicides (58.7%), 52 homicides (37.7%), one unintentional firearm deaths (0.7%), zero deaths from legal intervention (0.0%) and 4 deaths of undetermined intent (2.9%).

*Based on the residential address of the victim

- Firearms were involved in 61.7% of suicides and 82.7% of homicides.
- Among homicides caused by firearms, 69.8% were caused by handguns, 9.3% were caused by shotguns, and 11.6% were caused by rifles.
- Among suicides caused by firearms, 86% were caused by handguns, 6% were caused by shotguns, and 8% were caused by rifles.
- The second leading method of death for suicide was hanging, stragulation, or suffocation (25.9%).

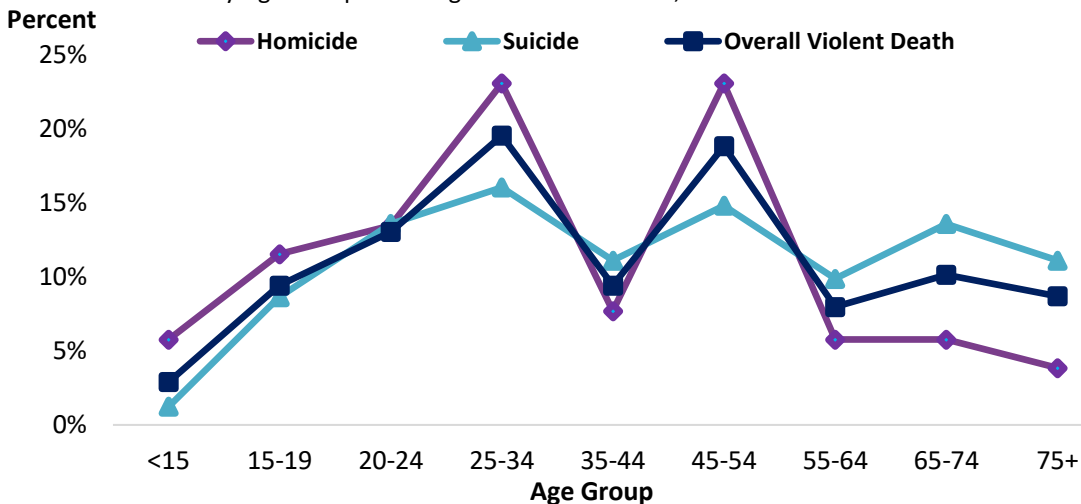
Firearms were involved in 69.9% of all homicide and suicide deaths

Method of Death: US Congressional District 13, NC*



*Other includes falls, motor vehicle, sharp instrument, fire/burns, unkown and other

Manner of Death by Age Group: US Congressional District 13, NC*



- Suicides and homicides displayed different age patterns.

- However, both homicides and suicides peaked among those 25-34 with 23.1% of total homicides and 16.0% total suicides.

- Percentage of overall violent deaths peaked among those 25-34 at 19.6% of total violent deaths.

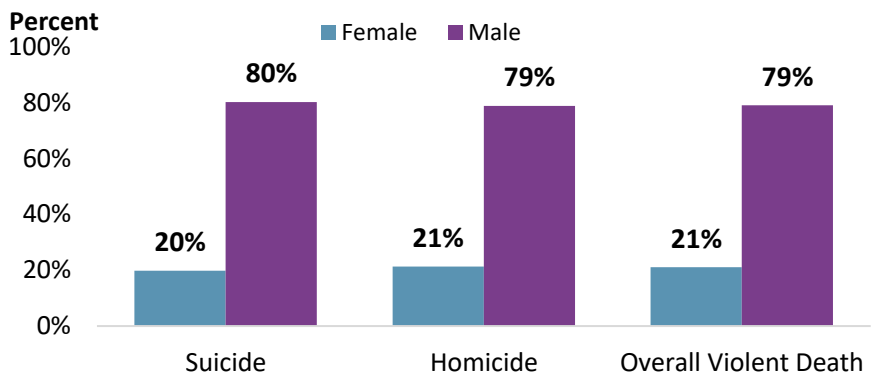
*Age group percents are taken of total homicide, total suicide and total overall violent deaths

- The majority of suicide and homicide victims were male. There were 65 male suicide victims and 41 male homicide victims, which accounted for 80.2% and 78.8% of victims respectively.

- There were 16 female suicide victims and 11 female homicide victims, which accounted for 19.8% and 21.2% of victims respectively.

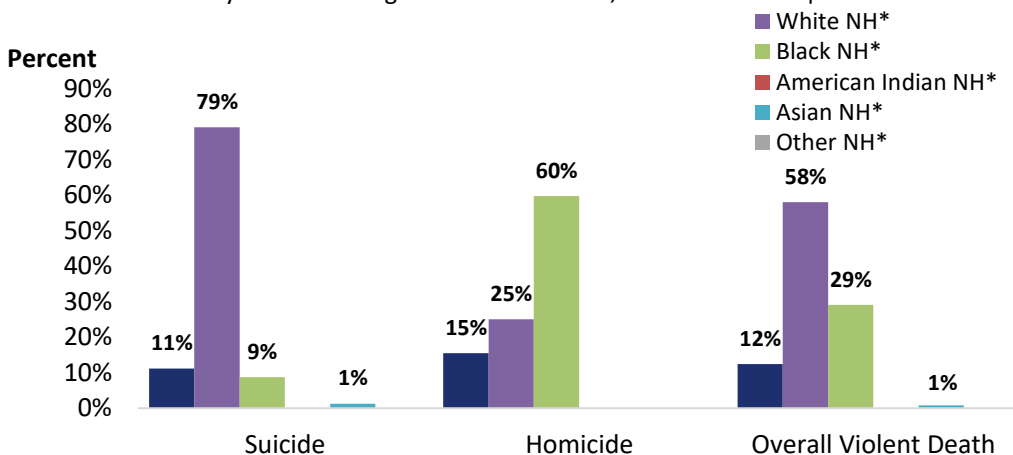
Males consistently have higher proportions of violent deaths than females

Manner of Death by Sex: US Congressional District 13, NC*



Uneven distributions are seen among race and manner of death

Manner of Death by Race: US Congressional District 13, NC*




- Patterns of suicide and homicide differed by race. 79.0% of suicide victims were Non-Hispanic (NH) whites while only 8.6% were NH black.

- In contrast, 59.6% of homicide victims were NH blacks, and 25.0% were NH whites.

- Overall, there were 17 (12.3%) Hispanic, 80 (58.0%) NH white, 40 (29.0%) NH black, 0 (0.0%) NH American Indian, and 1 (0.7%) NH Asian victims.

*Non-Hispanic

The North Carolina Violent Death Reporting System is supported by Cooperative Agreement 5NU17/CE002613-05-00 from the Centers for Disease Control and Prevention (CDC).



NC DEPARTMENT OF HEALTH AND HUMAN SERVICES
Division of Public Health
Injury and Violence Prevention Branch



NC Division of Public Health / www.publichealth.nc.gov / Injury Epidemiology & Surveillance Unit/ 919-707-5425
NC Violent Death Reporting System / 919-707-5432
State of North Carolina / Department of Health and Human Services / www.ncdhhs.gov
NCDHHS is an equal opportunity employer and provider. 2021 FINAL DATA 8/14/2023
Please see the NC-VDRS 2021 Annual Report for additional data and technical information.